ADVENTHEALTH PLANNED UNIT DEVELOPMENT AND SPECIAL REVIEW USE
LOT # 1, BLOCK 2, REDTAIL RIDGE PUD #6
CITY OF LOUISVILLE, COUNTY OF BOULDER, COLORADO
CASE # PUD-0006-2025 & SRU-000583-2026

PROJECT IMAGE

SITE DATA TABLE

SITE AREA

	REQUIRED	PROPOSED
TOTAL SITE AREA		1,739,700 SF (39.9 AC)
SITE COVERAGE	70% MAX SF or 1,217,828 SF (28 AC)	
BUILDING - HOSPITAL		116,685 SF (2.68 AC)
BUILDING - MOB		20,929 SF (0.48 AC)
BUILDING - FACILITIES STORAGE		2,000 SF (0.05 AC)
PARKING		246,569 SF (5.66 AC)
DRIVEWAYS		257,259 SF (5.91 AC)
TOTAL		643,442 SF (14.77 AC) 37%

LANDSCAPE COVERAGE

	30% MIN SF or 521,910 SF (11.98 AC)	
LANDSCAPE AREA		969,648 SF (22.26 AC)
HARDSCAPE AREA		126,610 SF (2.91 AC)
TOTAL	100% /SF	1,096,258 SF (25.17 AC) 63%

BUILDING AREA CALCS

		GROSS SF
HOSPITAL (HIGH DENSITY ZONE)		371,600 SF
MOB (MEDIUM DENSITY)		62,000 SF
FACILITIES STORAGE		2,000 SF
	TOTAL	435,600 SF

NOTE:
FUTURE PHASES - 364,400 SF
TOTAL MAXIMUM BUILD-OUT - 800,000SF

BUILDING INFORMATION

	REQUIRED (PER APPROVED GDP)	PROPOSED
BUILDING HEIGHT: HIGH DENSITY		FFE - LEVEL 1
HOSPITAL (5 STORIES)	85' (5 STORIES MAX) - BUILDING HEIGHT	84.75' TOP OF ROOF MATERIAL
HOSPITAL	PARAPET HEIGHT 90'	89.33' TOP OF PARAPET
HOSPITAL	MECHANICAL HEIGHT 105'	102.0 ' TOP OF MECH. PARAPET
FACILITIES STORAGE SHED	85' (5 STORIES MAX) - BUILDING HEIGHT	20'-0" TOP OF ROOF MATERIAL
FACILITIES STORAGE SHED	PARAPET HEIGHT 90'	20'-0" TOP OF PARAPET
FACILITIES STORAGE SHED	MECHANICAL HEIGHT 105'	20'-0" TOP OF MECH. PARAPET
BUILDING HEIGHT: MEDIUM DENSITY		
MOB (3 STORIES)	45' (3 STORIES MAX) - BUILDING HEIGHT	45.0' TOP OF ROOF MATERIAL
MOB	PARAPET HEIGHT 50'	48.5' TOP OF PARAPET
MOB	MECHANICAL HEIGHT 65'	58.0' TOP OF MECH. PARAPET

NOTE:
PER GDP, THE FFE SHALL SERVE AS THE ESTABLISHED BASE ELEVATION FOR PURPOSES OF CALCULATING HEIGHT.

PARKING SPACES

	REQUIRED	PROPOSED
STANDARD - HOSPITAL (INCLUDES ADA/EV LISTED BELOW)	* 2 SPACES PER BED (153 BEDS - 30 SHELLED)	306 SPACES
STANDARD - MOB (INCLUDES ADA/EV LISTED BELOW)	** 1 SPACE / 150 SF + 1 SPACE / 2 EMP 62,000 SF/150SF = 413 SPACES + 25 SPACES / EMPLOYEES = 438 SPACES	467 SPACES
ACCESSIBLE	10%	79 SPACES
EV - INSTALLED	2%	16 SPACES
EV - READY	8%	64 SPACES
EV - CAPABLE	10%	79 SPACES
EV - CAPABLE-LIGHT (CONDUIT ONLY)	10%	79 SPACES
TOTAL	773 SPACES	773 SPACES

* CITY CODE DOES NOT HAVE A HOSPITAL PARKING REQUIREMENT. ADVENT HEALTH IS PROPOSING 2 SPACES PER BED WHICH IS CONSISTENT WITH THEIR PARKING NEEDS AT OTHER LOCATIONS.
** PER CITY CODE

PARKING SETBACKS

	REQUIRED	PROPOSED
NORTH - INTERNAL/COMMON PROP.	10'-0" MIN.	+ 55'-0"
SOUTH - ROCKCRESS DR. (Collector)	15'-0' MIN.	+ 25'-0"
EAST - INTERNAL/COMMON PROP.	10'-0" MIN.	+ 30'-0"
WEST - SORREL AVE. (Collector)	15'-0" MIN.	+ 55'-0"

BICYCLE SPACES

	REQUIRED	PROPOSED
EXTERIOR SPACES	NA	40 SPACES
INTERIOR SPACES	NA	10 SPACES
TOTAL	40 MIN.	50 SPACES

SHEET INDEX

SHEET NUMBER	INTERNAL NUMBER	SHEET TITLE
01	LS-000	COVER SHEET
02	CS-100	OVERALL SITE PLAN - 100 SCALE
03	CS-101	SITE PLAN SOUTH - 50 SCALE
04	CS-102	SITE PLAN NORTH - 50 SCALE
05	CS-103	PEDESTRIAN / BICYCLE CIRCULATION PLAN
06	CG-100	OVERALL GRADING PLAN - 100 SCALE
07	CG-101	GRADING PLAN SOUTH - 50 SCALE
08	CS-102	GRADING PLAN NORTH - 50 SCALE
09	CU-100	OVERALL UTILITY PLAN - 100 SCALE
10	CU-101	UTILITY PLAN SOUTH - 50 SCALE
11	CU-102	UTILITY PLAN NORTH - 50 SCALE
12	FS-100	FIRE AND HYDRANT RADIUS PLAN
13	FA-100	FIRE ACCESS ROUTE
14	LP-100	OVERALL TREE PLAN - 100 SCALE
15	LP-101	LANDSCAPE PLAN SOUTH - 50 SCALE
16	LP-102	LANDSCAPE PLAN NORTH - 50 SCALE
17	LP-103	LANDSCAPE PLANTING SCHEDULE
18	LS-500	SITE AMENITIES DETAILS
19	LS-501	SITE AMENITIES DETAILS
20	LI-100	IRRIGATION HYDROLOGY
21	E-01	SITE LIGHTING SCHEDULE
22	E-02	OVERALL PHOTOMETRIC PLAN - 100 SCALE
23	E-03	PHOTOMETRIC PLAN SOUTH - 50 SCALE
24	E-04	PHOTOMETRIC PLAN NORTH - 50 SCALE
25	E-05	SITE LIGHTING CUTSHEETS
26	E-06	SITE LIGHTING CUTSHEETS
27	E-07	SITE LIGHTING CUTSHEETS
28	A-01	HOSPITAL EXTERIOR ELEVATIONS
29	A-02	HOSPITAL EXTERIOR ELEVATIONS
30	A-03	HOSPITAL / FACILITY STORAGE EXTERIOR ELEVATIONS
31	A-04	HOSPITAL EXTERIOR RENDERINGS
32	A-05	MOB EXTERIOR ELEVATIONS
33	A-06	MOB EXTERIOR RENDERINGS
34	A-07	EXTERIOR BUILDING MATERIALS
35	PH-01	OVERALL SITE PHASING PLAN
36	PH-02	OVERALL GRADING PHASING PLAN
37	PH-03	OVERALL UTILITY PHASING PLAN
38	PH-04	OVERALL LANDSCAPE PHASING PLAN
39	PH-05	OVERALL SITE LIGHTING PHASING PLAN

VICINITY MAP

SCALE: N.T.S.

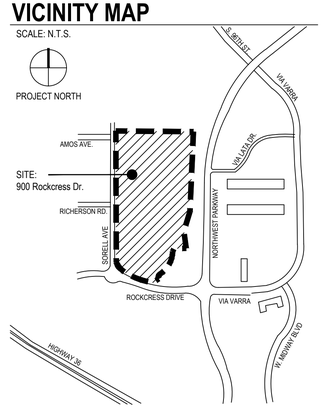

PROJECT DESCRIPTION:

THE PROJECT INCLUDES THE CONSTRUCTION OF A 370,787 SF HOSPITAL AND 61,467 SF MEDICAL OFFICE BUILDING. THE 5-STORY HOSPITAL IS COMPRISED OF 153 INPATIENT ROOMS (30 SHELLED FOR FUTURE BUILD OUT), OR'S, EMERGENCY DEPARTMENT AND IMAGING. THE PROJECT INCLUDES PARKING, VEHICULAR AND NON-MOTORIZED CIRCULATION, HELIPAD, EMERGENCY DEPARTMENT DROPOFF, AMBULANCE PARKING/DROPOFF, RECESSED LOADING DOCKS AND A SCREENED MECHANICAL YARD.

A SPECIAL REVIEW USE FOR A GROUND LEVEL HELIPAD IS PROPOSED AS PART OF THE PROJECT TO PROVIDE RAPID CARE AND TRANSPORT OF EMERGENCY DEPARTMENT PATIENTS. THE HELIPAD IS LOCATED ALONG THE WEST SIDE OF THE SITE NEAR SORREL AVENUE, WEST OF THE PROPOSED BUILDINGS. TAKEOFFS AND LANDINGS ARE IN A NORTH-SOUTH ORIENTATION TRAVELING OVER ROCKCRESS DRIVE, SORREL AVENUE, AND US-36. NO REFUELING ACTIVITIES ARE PROPOSED WITH THIS HELIPAD.

ZONING: P-C, PLANNED COMMUNITY ZONED DISTRICT (PCZD) - COMMERCIAL WITH PUD-C OVERLAY
PLANNED ACCESS: NORTHWEST PARKWAY, CAMPUS DRIVE, SOUTH 88TH ST

PHASING PLANS ARE PROVIDED AS FOLLOWS:
PHASE 1 - HOSPITAL BUILDING AND ADJACENT SITE IMPROVEMENTS
PHASE 2 - MOB BUILDING AND ADJACENT SITE IMPROVEMENTS

WAIVER REQUEST(S):

A LIST OF ALL REQUESTS, WITH COMMERCIAL DEVELOPMENT DESIGN STANDARDS AND GUIDELINES, INDUSTRIAL DEVELOPMENT DESIGN STANDARDS AND GUIDELINES, OR LOUISVILLE MUNICIPAL CODE SECTION(S) IDENTIFIED.

PROVIDE PRAIRIE SEED MIX AS NOTED IN PLANS IN LIEU OF COMMERCIAL DEVELOPMENT DESIGN STANDARDS AND GUIDELINES SECTION 5.1.E.2.C, WHICH REQUIRES ONE (1) SHRUB PER FIVE (5) LINEAR FEET OF STREET FRONTAGE WITHIN TEN (10) FEET OF THE SIDEWALK, INTERNAL TO THE DEVELOPMENT.

DUE TO EXISTING XCEL EASEMENT PREVENTING TREES TO BE PLANTED, COMMERCIAL DEVELOPMENT DESIGN STANDARDS AND GUIDELINES SECTION 5.1.E.2.B, WHICH REQUIRES ONE (1) TREE PER FORTY (40) LINEAR FEET OF STREET FRONTAGE WITHIN TEN (10) FEET OF THE SIDEWALK, INTERNAL TO THE DEVELOPMENT, ADJACENT TO ROCKCRESS DRIVE.

PREVIOUS AMENDMENTS:

A LIST OF ALL PREVIOUS AMENDMENTS, INCLUDING NAME AND APPROVAL DATE, IDENTIFIED. EXPLANATION OF WHETHER, AND TO WHAT EXTENT, THE CURRENT AMENDMENT REPLACES THE PREVIOUSLY APPROVED PUD(S).

N/A

OWNERSHIP SIGNATURE BLOCK:

BY SIGNING THIS PUD, _____ ACKNOWLEDGES ALL THE REQUIREMENTS AND INTENT SET FORTH IN THIS PUD.

WITNESS MY / OUR HAND(S) SEAL(S) THIS _____ DAY OF _____, 20_____

OWNER SIGNATURE

NOTARY NAME

NOTARY SIGNATURE

MY COMMISSION EXPIRES_____

CITY COUNCIL CERTIFICATE:

APPROVED THIS _____ DAY OF _____, 20_____

BY THE CITY OF LOUISVILLE COLORADO

BY _____
MAYOR

BY _____
CITY CLERK

RESOLUTION NO. _____, SERIES _____

PLANNING COMMISSION CERTIFICATE:

APPROVED THIS _____ DAY OF _____, 20_____

BY THE PLANNING COMMISSION OF THE CITY OF LOUISVILLE, COLORADO

RESOLUTION NO. _____

SERIES 20 _____

OWNER/APPLICANT:

ADVENTHEALTH LOUISVILLE

100 HEALTH PARK DRIVE
LOUISVILLE, CO 80027
303.673.1000
www.adventhealth.com

OWNER'S REPRESENTATIVE :

ADAMS

336 BROAD STREET, SUITE 300
ROME, GA 30161
www.adamspmc.com

ARCHITECT, LANDSCAPE ARCHITECT:

SMITHGROUP

1675 LARIMER STREET
SUITE 500
DENVER, CO 80202
303.832.3272
smithgroup.com

CIVIL ENGINEER:

Kimley»Horn

6200 SOUTH SYRACUSE WAY
SUITE 300
GREENWOOD VILLAGE, CO 80111
303.228.2300
www.kimley-horn.com

ELECTRICAL ENGINEER / PHOTOMETRICS:

WSP

2000 S. COLORADO BLVD, SUITE 2-1000
DENVER, CO 80222
www.wsp.com

ISSUED FOR:
PLANNED UNIT DEVELOPMENT - SITE

SUBMITTAL DATES:

1st SUBMITTAL	11.13.2025
2nd SUBMITTAL	2.10.2025
3rd SUBMITTAL	5.6.2026

ISSUE DATE:
MAY 6, 2026

15696.000

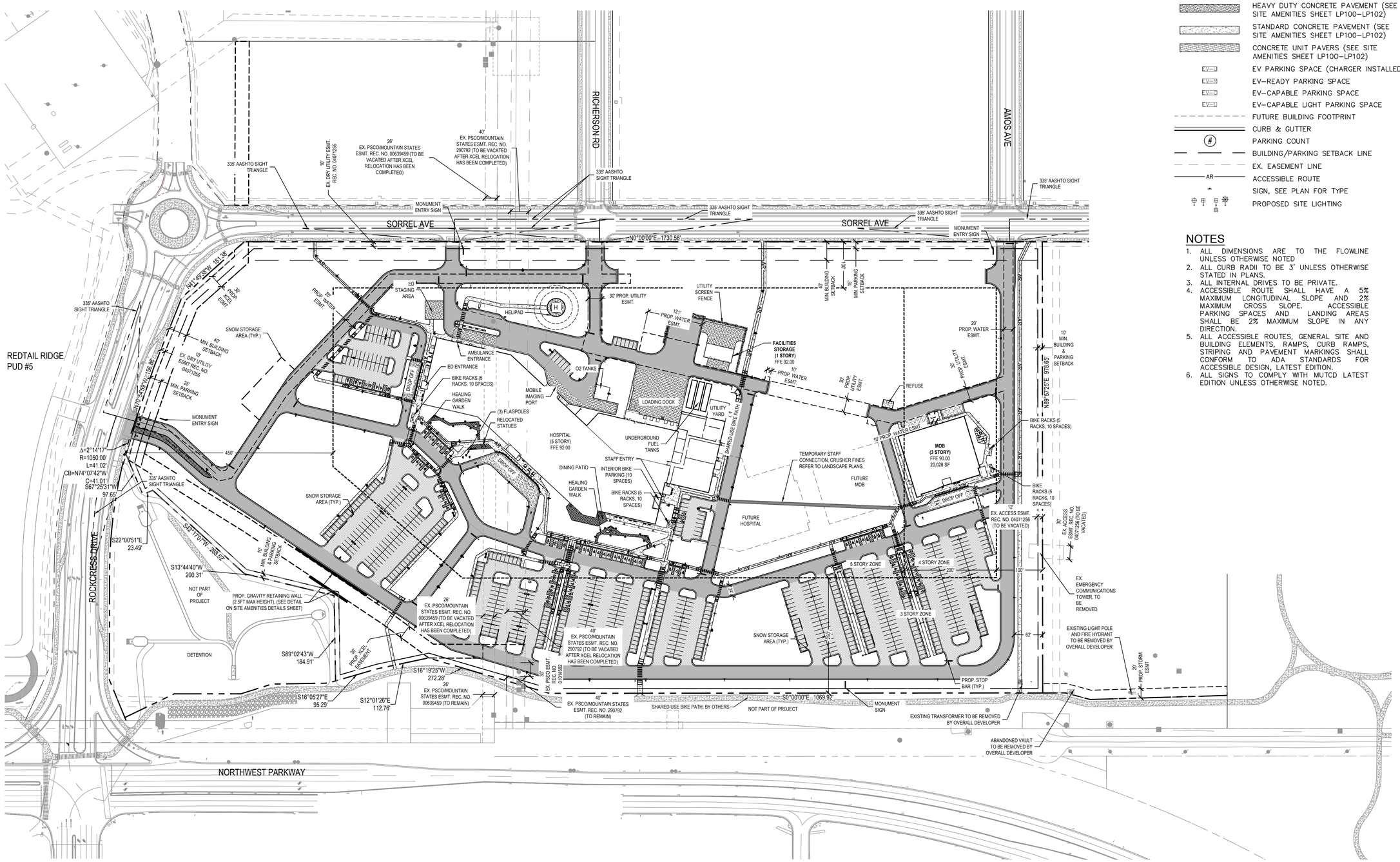

LEGEND:

- PROPERTY LINE
- MATCHLINE
- ZONE AREA BOUNDARY
- HEAVY DUTY ASPHALT
- STANDARD DUTY ASPHALT
- HEAVY DUTY CONCRETE PAVEMENT FOR O2 YARD
- HEAVY DUTY CONCRETE PAVEMENT (SEE SITE AMENITIES SHEET LP100–LP102)
- STANDARD CONCRETE PAVEMENT (SEE SITE AMENITIES SHEET LP100–LP102)
- CONCRETE UNIT PAVERS (SEE SITE AMENITIES SHEET LP100–LP102)
- EV PARKING SPACE (CHARGER INSTALLED)
- EV–READY PARKING SPACE
- EV–CAPABLE PARKING SPACE
- EV–CAPABLE LIGHT PARKING SPACE
- FUTURE BUILDING FOOTPRINT
- CURB & GUTTER
- PARKING COUNT
- BUILDING/PARKING SETBACK LINE
- EX. EASEMENT LINE
- ACCESSIBLE ROUTE
- SIGN, SEE PLAN FOR TYPE
- PROPOSED SITE LIGHTING

NOTES

1. ALL DIMENSIONS ARE TO THE FLOWLINE UNLESS OTHERWISE NOTED
2. ALL CURB RADII TO BE 3' UNLESS OTHERWISE STATED IN PLANS.
3. ALL INTERNAL DRIVES TO BE PRIVATE.
4. ACCESSIBLE ROUTE SHALL HAVE A 5% MAXIMUM LONGITUDINAL SLOPE AND 2% MAXIMUM CROSS SLOPE. ACCESSIBLE PARKING SPACES AND LANDING AREAS SHALL BE 2% MAXIMUM SLOPE IN ANY DIRECTION.
5. ALL ACCESSIBLE ROUTES, GENERAL SITE AND BUILDING ELEMENTS, RAMPS, CURB RAMPS, STRIPING AND PAVEMENT MARKINGS SHALL CONFORM TO ADA STANDARDS FOR ACCESSIBLE DESIGN, LATEST EDITION.
6. ALL SIGNS TO COMPLY WITH MUTCD LATEST EDITION UNLESS OTHERWISE NOTED.

REDTAIL RIDGE PUD #6

PLANNED UNIT DEVELOPMENT AND SPECIAL REVIEW USE
LOT # 1, BLOCK 2, REDTAIL RIDGE PUD #6
CITY OF LOUISVILLE, COUNTY OF BOULDER, COLORADO
CASE #

SMITHGROUP
1675 LARIMER STREET
SUITE 500
DENVER, CO 80202
303.832.3272
smithgroup.com

Kimley»Horn
6200 SOUTH SYRACUSE WAY
SUITE 300
GREENWOOD VILLAGE, CO 80111
303.228.2300
kimley-horn.com

ISSUED FOR	DATE
3rd PUD SUBMITTAL	06MAY2026
2nd PUD SUBMITTAL	10FEB2026
1st PUD SUBMITTAL	17NOV2025

SEALS AND SIGNATURES

NOT FOR CONSTRUCTION

KEYPLAN

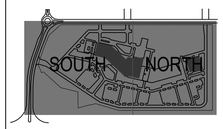

PROJECT NORTH

SCALE

GRAPHIC SCALE IN FEET
0 50 100 200

SHEET TITLE

OVERALL SITE PLAN - 100 SCALE

PUD SHEET NUMBER: 02 of 39
SG SHEET NUMBER: CS-100
PROJECT NUMBER: 196315001

811 Know what's below. Call before you dig.

Plot Date:

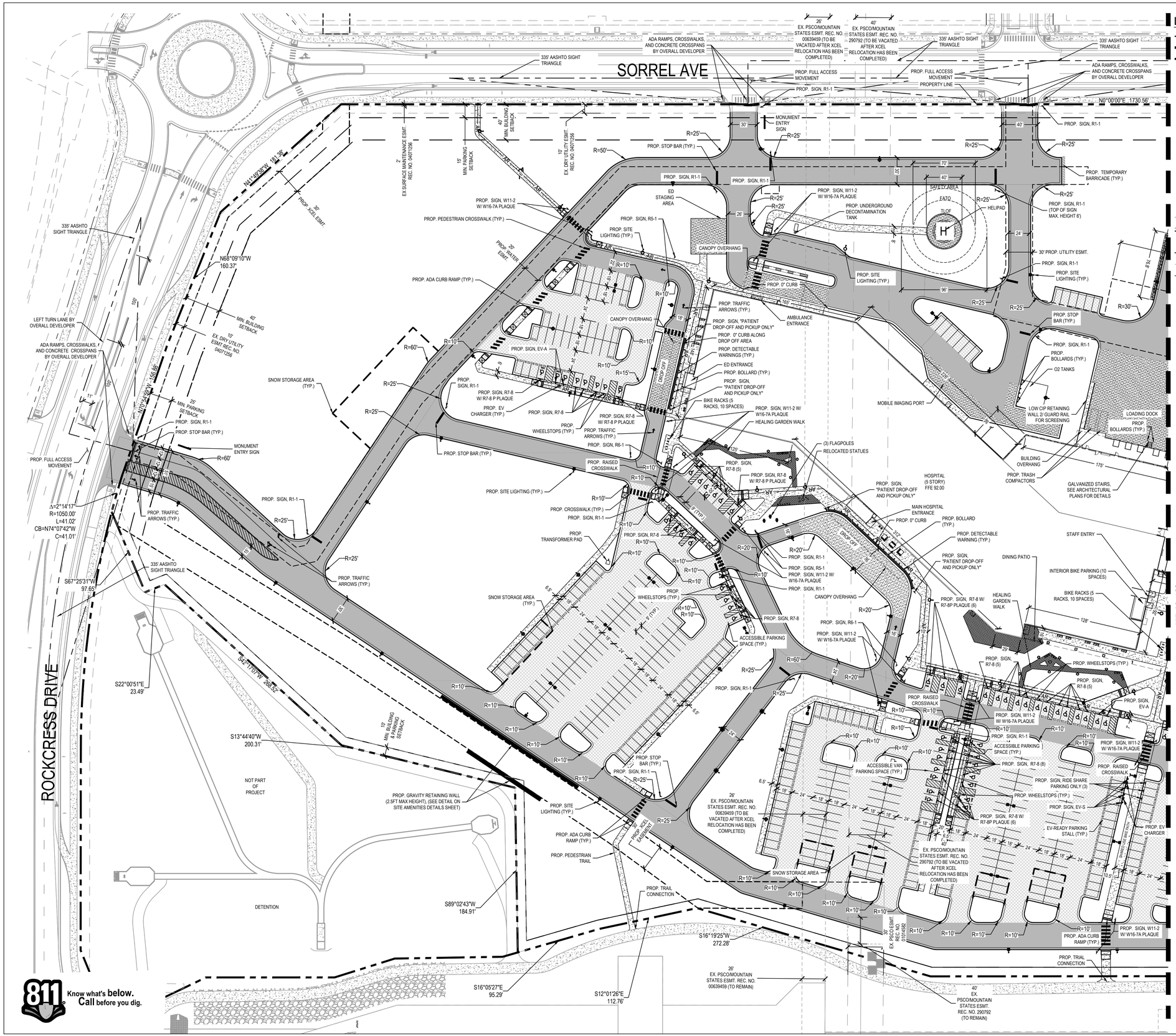

LEGEND:

- PROPERTY LINE
- MATCHLINE
- ZONE AREA BOUNDARY
- HEAVY DUTY ASPHALT
- STANDARD DUTY ASPHALT
- HEAVY DUTY CONCRETE PAVEMENT FOR O2 YARD
- HEAVY DUTY CONCRETE PAVEMENT (SEE SITE AMENITIES SHEET LP100–LP102)
- STANDARD CONCRETE PAVEMENT (SEE SITE AMENITIES SHEET LP100–LP102)
- CONCRETE UNIT PAVERS (SEE SITE AMENITIES SHEET LP100–LP102)
- EV PARKING SPACE (CHARGER INSTALLED)
- EV–READY PARKING SPACE
- EV–CAPABLE PARKING SPACE
- EV–CAPABLE LIGHT PARKING SPACE
- FUTURE BUILDING FOOTPRINT
- CURB & GUTTER
- PARKING COUNT
- BUILDING/PARKING SETBACK LINE
- EX. EASEMENT LINE
- ACCESSIBLE ROUTE
- SIGN, SEE PLAN FOR TYPE
- PROPOSED SITE LIGHTING

NOTES

1. ALL DIMENSIONS ARE TO THE FLOWLINE UNLESS OTHERWISE NOTED
2. ALL CURB RADII TO BE 3' UNLESS OTHERWISE STATED IN PLANS.
3. ALL INTERNAL DRIVES TO BE PRIVATE.
4. ACCESSIBLE ROUTE SHALL HAVE A 5% MAXIMUM LONGITUDINAL SLOPE AND 2% MAXIMUM CROSS SLOPE. ACCESSIBLE PARKING SPACES AND LANDING AREAS SHALL BE 2% MAXIMUM SLOPE IN ANY DIRECTION.
5. ALL ACCESSIBLE ROUTES, GENERAL SITE AND BUILDING ELEMENTS, RAMPS, CURB RAMPS, STRIPING AND PAVEMENT MARKINGS SHALL CONFORM TO ADA STANDARDS FOR ACCESSIBLE DESIGN, LATEST EDITION.
6. ALL SIGNS TO COMPLY WITH MUTCD LATEST EDITION UNLESS OTHERWISE NOTED.

SIGN LEGEND

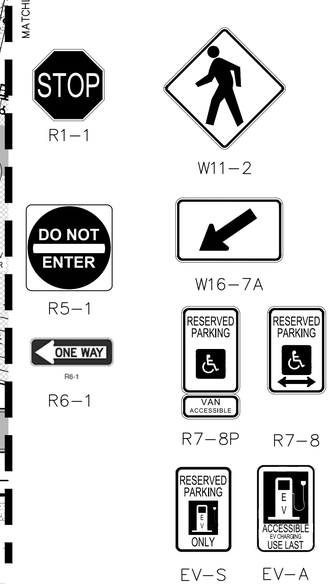

REDTAIL RIDGE PUD #6

PLANNED UNIT DEVELOPMENT AND SPECIAL REVIEW USE
LOT # 1, BLOCK 2, REDTAIL RIDGE PUD #6
CITY OF LOUISVILLE, COUNTY OF BOULDER, COLORADO
CASE #

SMITHGROUP
1675 LARIMER STREET
SUITE 500
DENVER, CO 80202
303.832.3272
smithgroup.com

Kimley»Horn
6200 SOUTH SYRACUSE WAY
SUITE 300
GREENWOOD VILLAGE, CO 80111
303.228.2300
kimley-horn.com

ISSUED FOR	DATE
3rd PUD SUBMITTAL	06MAY2026
2nd PUD SUBMITTAL	10FEB2026
1st PUD SUBMITTAL	17NOV2025

SEALS AND SIGNATURES

NOT FOR CONSTRUCTION

KEYPLAN

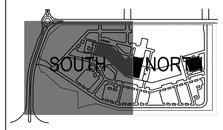

PROJECT NORTH

SCALE

GRAPHIC SCALE IN FEET
0 25 50 100

SHEET TITLE

SITE PLAN SOUTH - 50 SCALE

PUD SHEET NUMBER	SG SHEET NUMBER
03 of 39	CS-101

PROJECT NUMBER 196315001

811 Know what's below. Call before you dig.

Plot Date:

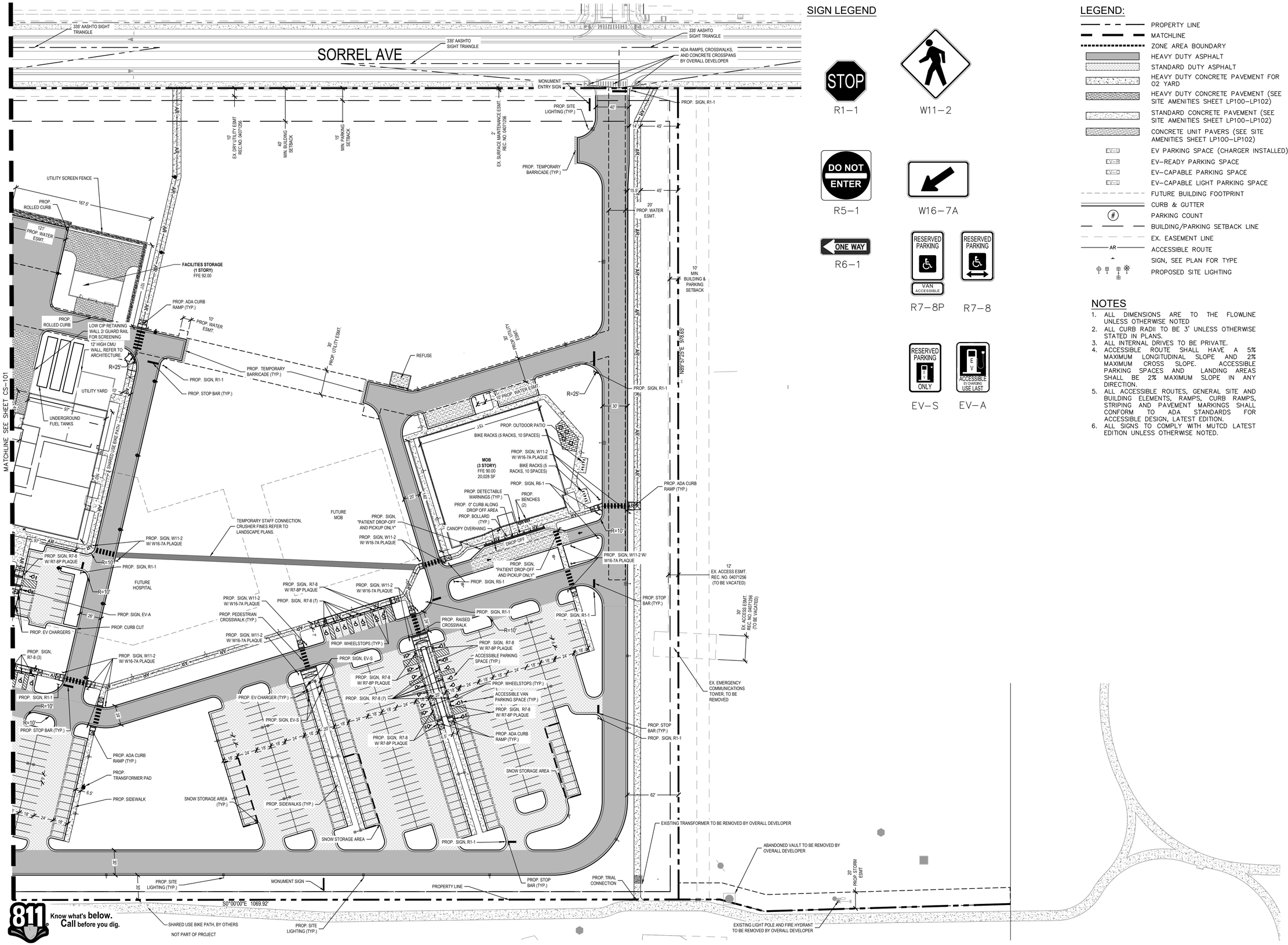

SIGN LEGEND

LEGEND:

- PROPERTY LINE
- MATCHLINE
- ZONE AREA BOUNDARY
- HEAVY DUTY ASPHALT
- STANDARD DUTY ASPHALT
- HEAVY DUTY CONCRETE PAVEMENT FOR O2 YARD
- HEAVY DUTY CONCRETE PAVEMENT (SEE SITE AMENITIES SHEET LP100–LP102)
- STANDARD CONCRETE PAVEMENT (SEE SITE AMENITIES SHEET LP100–LP102)
- CONCRETE UNIT PAVERS (SEE SITE AMENITIES SHEET LP100–LP102)
- EV PARKING SPACE (CHARGER INSTALLED)
- EV–READY PARKING SPACE
- EV–CAPABLE PARKING SPACE
- EV–CAPABLE LIGHT PARKING SPACE
- FUTURE BUILDING FOOTPRINT
- CURB & GUTTER
- PARKING COUNT
- BUILDING/PARKING SETBACK LINE
- EX. EASEMENT LINE
- AR — ACCESSIBLE ROUTE
- SIGN, SEE PLAN FOR TYPE
- PROPOSED SITE LIGHTING

NOTES

1. ALL DIMENSIONS ARE TO THE FLOWLINE UNLESS OTHERWISE NOTED
2. ALL CURB RADII TO BE 3' UNLESS OTHERWISE STATED IN PLANS.
3. ALL INTERNAL DRIVES TO BE PRIVATE.
4. ACCESSIBLE ROUTE SHALL HAVE A 5% MAXIMUM LONGITUDINAL SLOPE AND 2% MAXIMUM CROSS SLOPE. ACCESSIBLE PARKING SPACES AND LANDING AREAS SHALL BE 2% MAXIMUM SLOPE IN ANY DIRECTION.
5. ALL ACCESSIBLE ROUTES, GENERAL SITE AND BUILDING ELEMENTS, RAMPS, CURB RAMPS, STRIPING AND PAVEMENT MARKINGS SHALL CONFORM TO ADA STANDARDS FOR ACCESSIBLE DESIGN, LATEST EDITION.
6. ALL SIGNS TO COMPLY WITH MUTCD LATEST EDITION UNLESS OTHERWISE NOTED.

REDTAIL RIDGE PUD #6

PLANNED UNIT DEVELOPMENT AND SPECIAL REVIEW USE
LOT # 1, BLOCK 2, REDTAIL RIDGE PUD #6
CITY OF LOUISVILLE, COUNTY OF BOULDER, COLORADO
CASE #

SMITHGROUP
1675 LARIMER STREET
SUITE 500
DENVER, CO 80202
303.832.3272
smithgroup.com

Kimley»Horn
6200 SOUTH SYRACUSE WAY
SUITE 300
GREENWOOD VILLAGE, CO 80111
303.228.2300
kimley-horn.com

ISSUED FOR	DATE
3rd PUD SUBMITTAL	06MAY2026
2nd PUD SUBMITTAL	10FEB2026
1st PUD SUBMITTAL	17NOV2025

SEALS AND SIGNATURES

NOT FOR CONSTRUCTION

KEYPLAN

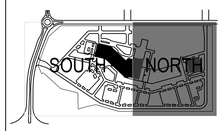

PROJECT NORTH

SCALE

GRAPHIC SCALE IN FEET
0 25 50 100

SHEET TITLE

SITE PLAN NORTH - 50 SCALE

PUD SHEET NUMBER: 04 of 39
SG SHEET NUMBER: CS-102
PROJECT NUMBER: 196315001

Plot Date:

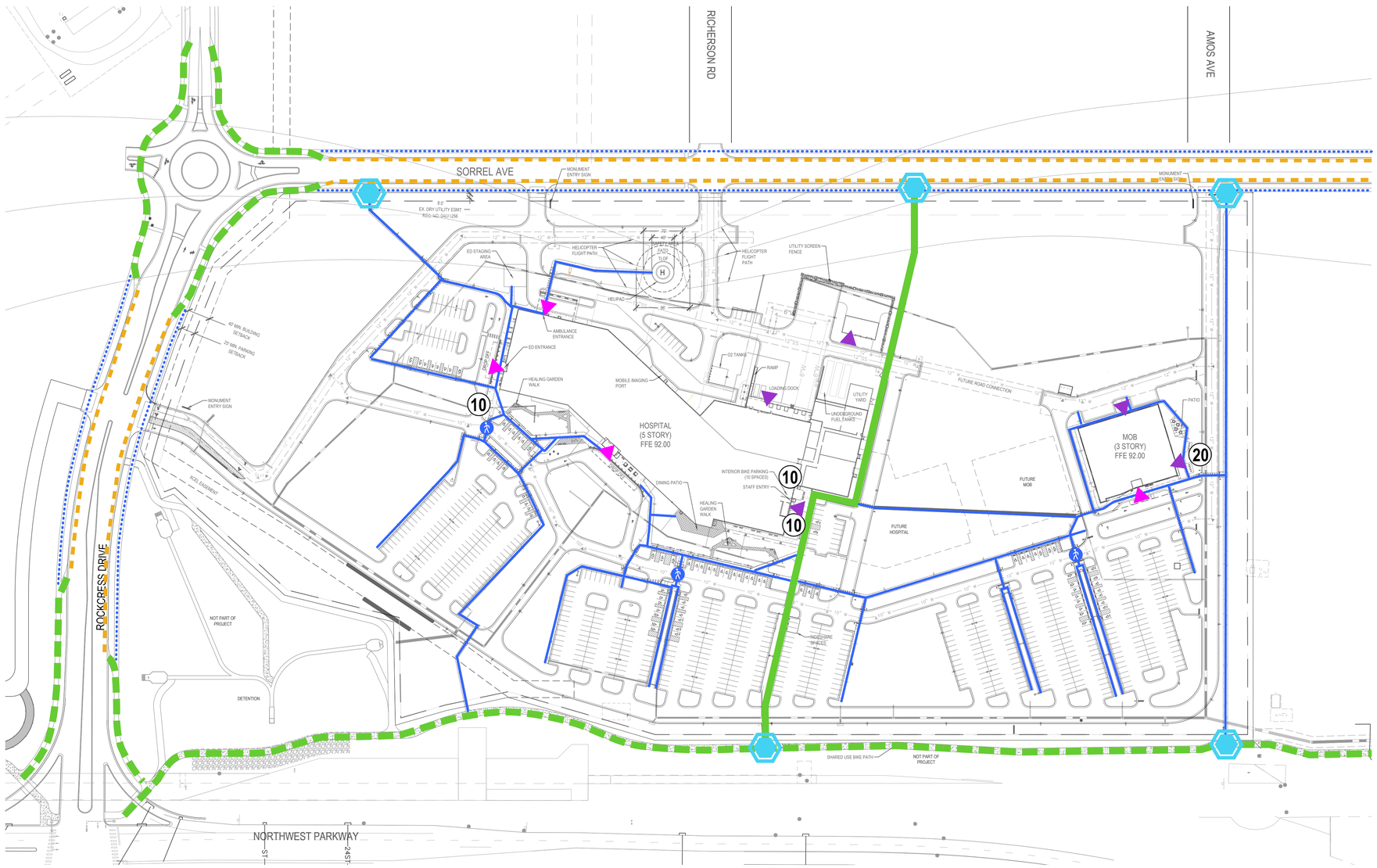

SHEET NOTES

1. REFER TO SCHEMATIC DESIGN SUPPLEMENTAL INFORMATION NARRATIVE FOR ADDITIONAL DESIGN INTENT.

LEGEND

- SHARED USE PATH (BIKE & PEDESTRIAN) 10' WIDE
- SHARED USE PATH (OFF SITE)
- BIKE LANE (OFF SITE)
- WALKWAY 6.5' WIDE
- WALKWAY (OFF SITE)
- OFF SITE CONNECTIONS
- PUBLIC/STAFF ENTRANCE
- SUPPORT/STAFF ENTRANCE
- (4) BIKE PARKING (NUMBER OF SPACES)
- RAISED CROSSWALK

REDTAIL RIDGE PUD #6

PLANNED UNIT DEVELOPMENT AND SPECIAL REVIEW USE
LOT # 1, BLOCK 2, REDTAIL RIDGE PUD #6
CITY OF LOUISVILLE, COUNTY OF BOULDER, COLORADO
CASE #

SMITHGROUP
1675 LARIMER STREET
SUITE 500
DENVER, CO 80202
303.832.3272
smithgroup.com

Kimley»Horn
6200 SOUTH SYRACUSE WAY
SUITE 300
GREENWOOD VILLAGE, CO 80111
303.228.2307
kimley-horn.com

ISSUED FOR	DATE
3rd PUD SUBMITTAL	06MAY2026
2nd PUD SUBMITTAL	10FEB2026
1st PUD SUBMITTAL	17NOV2025

SEALS AND SIGNATURES

NOT FOR CONSTRUCTION

KEYPLAN

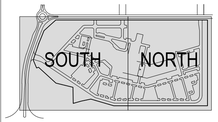

PROJECT NORTH

SCALE

0' 50' 100' 200'

SCALE: 1"=100'

SHEET TITLE

BICYCLE / PEDESTRIAN CIRCULATION PLAN

PUD SHEET NUMBER: 05 of 39

SHEET ID: CS-103

PROJECT NUMBER: 15696

Plot Date:

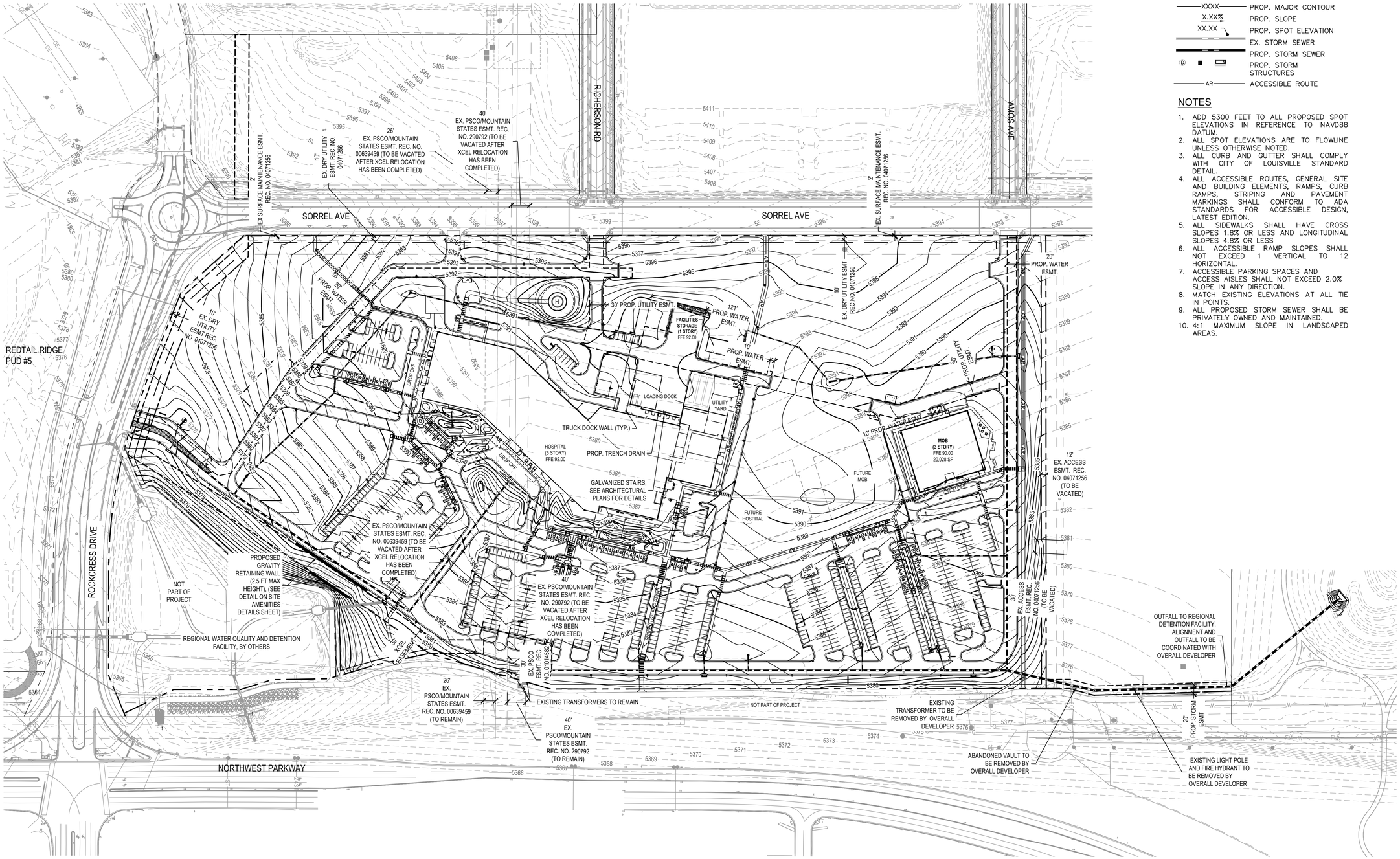

LEGEND

- PROPERTY LINE
- MATCH LINE
- PROP. SWALE
- EX. EASEMENT LINE
- PROP. EASEMENT LINE
- EX. MINOR CONTOUR
- EX. MAJOR CONTOUR
- PROP. MINOR CONTOUR
- PROP. MAJOR CONTOUR
- X.XX% PROP. SLOPE
- XX.XX PROP. SPOT ELEVATION
- EX. STORM SEWER
- PROP. STORM SEWER
- PROP. STORM STRUCTURES
- AR ACCESSIBLE ROUTE

NOTES

1. ADD 5300 FEET TO ALL PROPOSED SPOT ELEVATIONS IN REFERENCE TO NAVD88 DATUM.
2. ALL SPOT ELEVATIONS ARE TO FLOWLINE UNLESS OTHERWISE NOTED.
3. ALL CURB AND GUTTER SHALL COMPLY WITH CITY OF LOUISVILLE STANDARD DETAIL.
4. ALL ACCESSIBLE ROUTES, GENERAL SITE AND BUILDING ELEMENTS, RAMPS, CURB RAMPS, STRIPING AND PAVEMENT MARKINGS SHALL CONFORM TO ADA STANDARDS FOR ACCESSIBLE DESIGN, LATEST EDITION.
5. ALL SIDEWALKS SHALL HAVE CROSS SLOPES 1.8% OR LESS AND LONGITUDINAL SLOPES 4.8% OR LESS
6. ALL ACCESSIBLE RAMP SLOPES SHALL NOT EXCEED 1 VERTICAL TO 12 HORIZONTAL.
7. ACCESSIBLE PARKING SPACES AND ACCESS AISLES SHALL NOT EXCEED 2.0% SLOPE IN ANY DIRECTION.
8. MATCH EXISTING ELEVATIONS AT ALL TIE IN POINTS.
9. ALL PROPOSED STORM SEWER SHALL BE PRIVATELY OWNED AND MAINTAINED.
10. 4:1 MAXIMUM SLOPE IN LANDSCAPED AREAS.

REDTAIL RIDGE PUD #6

PLANNED UNIT DEVELOPMENT AND SPECIAL REVIEW USE
LOT # 1, BLOCK 2, REDTAIL RIDGE PUD #6
CITY OF LOUISVILLE, COUNTY OF BOULDER, COLORADO
CASE #

SMITHGROUP
1675 LARIMER STREET
SUITE 500
DENVER, CO 80202
303.832.3272
smithgroup.com

Kimley»Horn
6200 SOUTH SYRACUSE WAY
SUITE 300
GREENWOOD VILLAGE, CO 80111
303.228.2300
kimley-horn.com

ISSUED FOR	DATE
3rd PUD SUBMITTAL	06MAY2026
2nd PUD SUBMITTAL	10FEB2026
1st PUD SUBMITTAL	17NOV2025

SEALS AND SIGNATURES

NOT FOR CONSTRUCTION

KEYPLAN

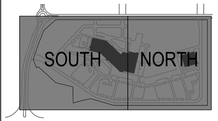

PROJECT NORTH

SCALE

GRAPHIC SCALE IN FEET
0 50 100 200

SHEET TITLE

OVERALL GRADING PLAN - 100 SCALE

PUD SHEET NUMBER	SG SHEET NUMBER
06 of 39	CG-100

PROJECT NUMBER 196315001

811 Know what's below. Call before you dig.

Plot Date:

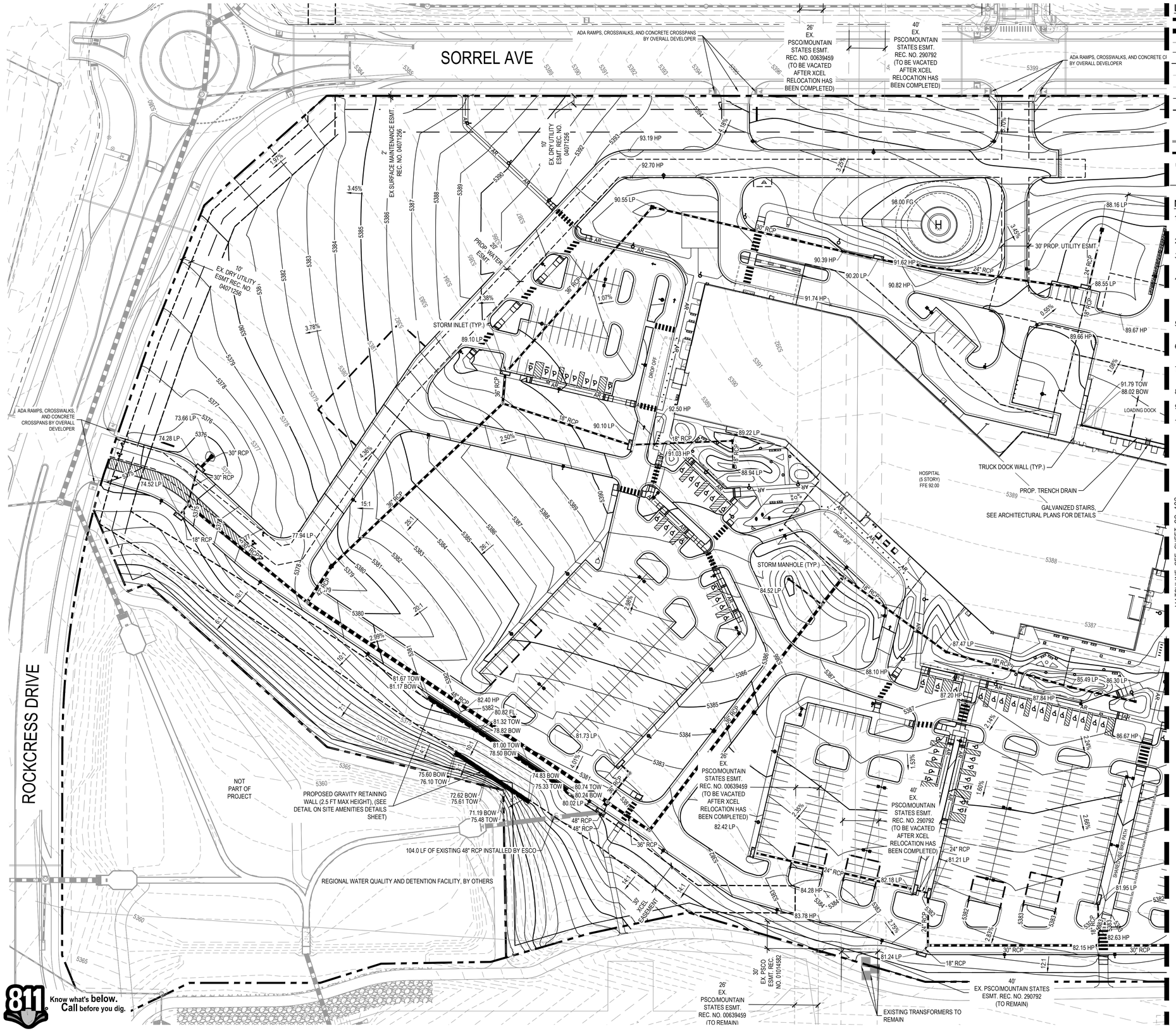

LEGEND

- PROPERTY LINE
- MATCH LINE
- PROP. SWALE
- EX. EASEMENT LINE
- PROP. EASEMENT LINE
- XXXX EX. MINOR CONTOUR
- XXXX EX. MAJOR CONTOUR
- XXXX PROP. MINOR CONTOUR
- XXXX PROP. MAJOR CONTOUR
- X.XX% PROP. SLOPE
- XX.XX PROP. SPOT ELEVATION
- EX. STORM SEWER
- PROP. STORM SEWER
- PROP. STORM STRUCTURES
- AR ACCESSIBLE ROUTE

NOTES

1. ADD 5300 FEET TO ALL PROPOSED SPOT ELEVATIONS IN REFERENCE TO NAVD88 DATUM.
2. ALL SPOT ELEVATIONS ARE TO FLOWLINE UNLESS OTHERWISE NOTED.
3. ALL CURB AND GUTTER SHALL COMPLY WITH CITY OF LOUISVILLE STANDARD DETAIL.
4. ALL ACCESSIBLE ROUTES, GENERAL SITE AND BUILDING ELEMENTS, RAMPS, CURB RAMPS, STRIPING AND PAVEMENT MARKINGS SHALL CONFORM TO ADA STANDARDS FOR ACCESSIBLE DESIGN, LATEST EDITION.
5. ALL SIDEWALKS SHALL HAVE CROSS SLOPES 1.8% OR LESS AND LONGITUDINAL SLOPES 4.8% OR LESS
6. ALL ACCESSIBLE RAMP SLOPES SHALL NOT EXCEED 1 VERTICAL TO 12 HORIZONTAL.
7. ACCESSIBLE PARKING SPACES AND ACCESS AISLES SHALL NOT EXCEED 2.0% SLOPE IN ANY DIRECTION.
8. MATCH EXISTING ELEVATIONS AT ALL TIE IN POINTS.
9. ALL PROPOSED STORM SEWER SHALL BE PRIVATELY OWNED AND MAINTAINED.
10. 4:1 MAXIMUM SLOPE IN LANDSCAPED AREAS.

REDTAIL RIDGE PUD #6

PLANNED UNIT DEVELOPMENT AND SPECIAL REVIEW USE
LOT # 1, BLOCK 2, REDTAIL RIDGE PUD #6
CITY OF LOUISVILLE, COUNTY OF BOULDER, COLORADO
CASE #

SMITHGROUP
1675 LARIMER STREET
SUITE 500
DENVER, CO 80202
303.832.3272
smithgroup.com

Kimley»Horn
6200 SOUTH SYRACUSE WAY
SUITE 300
GREENWOOD VILLAGE, CO 80111
303.228.2300
kimley-horn.com

ISSUED FOR	DATE
3rd PUD SUBMITTAL	06MAY2026
2nd PUD SUBMITTAL	10FEB2026
1st PUD SUBMITTAL	17NOV2025

SEALS AND SIGNATURES

NOT FOR CONSTRUCTION

KEYPLAN

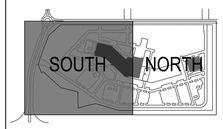

PROJECT NORTH

SCALE

GRAPHIC SCALE IN FEET
0 25 50 100

SHEET TITLE

GRADING PLAN SOUTH - 50 SCALE

PUD SHEET NUMBER	SG SHEET NUMBER
07 of 39	CG-101

PROJECT NUMBER 196315001

Plot Date:

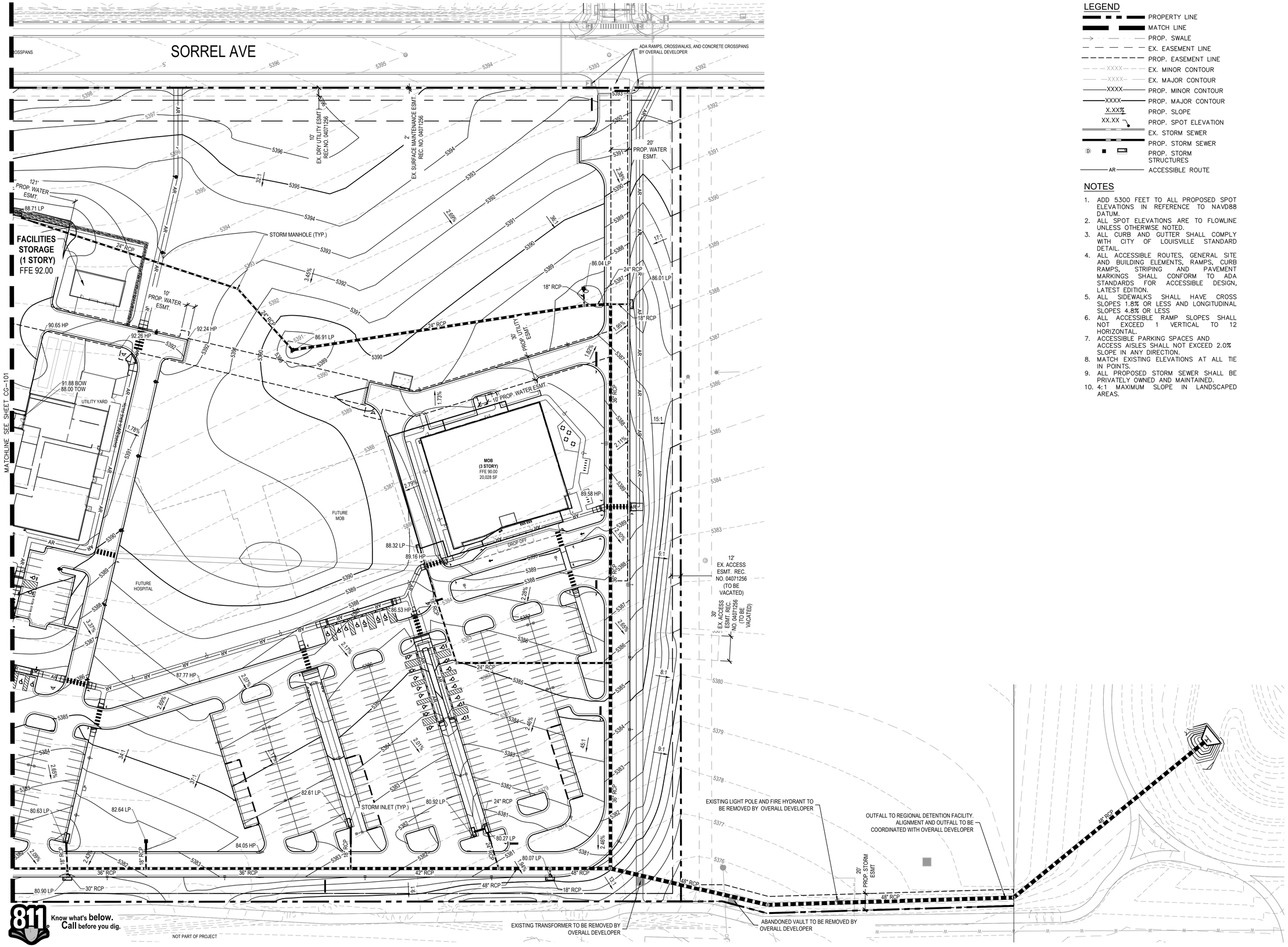

LEGEND

- PROPERTY LINE
- MATCH LINE
- PROP. SWALE
- EX. EASEMENT LINE
- PROP. EASEMENT LINE
- EX. MINOR CONTOUR
- EX. MAJOR CONTOUR
- PROP. MINOR CONTOUR
- PROP. MAJOR CONTOUR
- X.XX% PROP. SLOPE
- XX.XX PROP. SPOT ELEVATION
- EX. STORM SEWER
- PROP. STORM SEWER
- PROP. STORM STRUCTURES
- AR ACCESSIBLE ROUTE

NOTES

1. ADD 5300 FEET TO ALL PROPOSED SPOT ELEVATIONS IN REFERENCE TO NAVD88 DATUM.
2. ALL SPOT ELEVATIONS ARE TO FLOWLINE UNLESS OTHERWISE NOTED.
3. ALL CURB AND GUTTER SHALL COMPLY WITH CITY OF LOUISVILLE STANDARD DETAIL.
4. ALL ACCESSIBLE ROUTES, GENERAL SITE AND BUILDING ELEMENTS, RAMPS, CURB RAMPS, STRIPING AND PAVEMENT MARKINGS SHALL CONFORM TO ADA STANDARDS FOR ACCESSIBLE DESIGN, LATEST EDITION.
5. ALL SIDEWALKS SHALL HAVE CROSS SLOPES 1.8% OR LESS AND LONGITUDINAL SLOPES 4.8% OR LESS
6. ALL ACCESSIBLE RAMP SLOPES SHALL NOT EXCEED 1 VERTICAL TO 12 HORIZONTAL.
7. ACCESSIBLE PARKING SPACES AND ACCESS AISLES SHALL NOT EXCEED 2.0% SLOPE IN ANY DIRECTION.
8. MATCH EXISTING ELEVATIONS AT ALL TIE IN POINTS.
9. ALL PROPOSED STORM SEWER SHALL BE PRIVATELY OWNED AND MAINTAINED.
10. 4:1 MAXIMUM SLOPE IN LANDSCAPED AREAS.

REDTAIL RIDGE PUD #6

PLANNED UNIT DEVELOPMENT AND SPECIAL REVIEW USE
LOT # 1, BLOCK 2, REDTAIL RIDGE PUD #6
CITY OF LOUISVILLE, COUNTY OF BOULDER, COLORADO
CASE #

SMITHGROUP
1675 LARIMER STREET
SUITE 500
DENVER, CO 80202
303.832.3272
smithgroup.com

Kimley»Horn
6200 SOUTH SYRACUSE WAY
SUITE 300
GREENWOOD VILLAGE, CO 80111
303.228.2300
kimley-horn.com

ISSUED FOR	DATE
3rd PUD SUBMITTAL	06MAY2026
2nd PUD SUBMITTAL	10FEB2026
1st PUD SUBMITTAL	17NOV2025

SEALS AND SIGNATURES

NOT FOR CONSTRUCTION

KEYPLAN

SOUTH NORTH

PROJECT NORTH

SCALE

GRAPHIC SCALE IN FEET
0 25 50 100

SHEET TITLE

GRADING PLAN NORTH - 50 SCALE

PUD SHEET NUMBER: 08 of 39
SG SHEET NUMBER: CG-102
PROJECT NUMBER: 196315001

Plot Date:

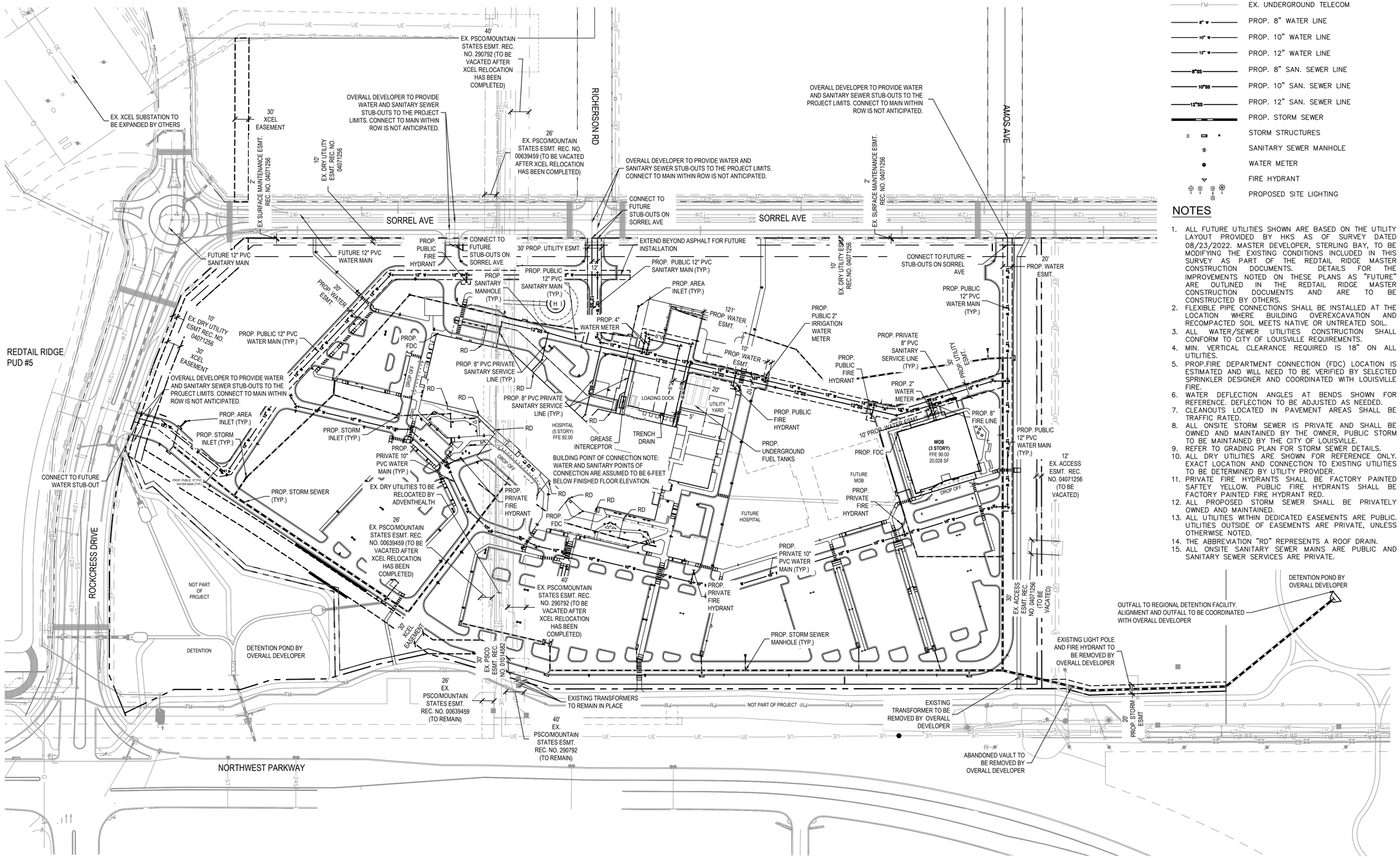

LEGEND

- PROPERTY LINE
- MATCH LINE
- EX. 12" WATER LINE
- EX. SANITARY SEWER LINE
- EX. GAS LINE
- EX. UNDERGROUND TELECOM
- PROP. 8" WATER LINE
- PROP. 10" WATER LINE
- PROP. 12" WATER LINE
- PROP. 8" SAN. SEWER LINE
- PROP. 10" SAN. SEWER LINE
- PROP. 12" SAN. SEWER LINE
- PROP. STORM SEWER
- STORM STRUCTURES
- SANITARY SEWER MANHOLE
- WATER METER
- FIRE HYDRANT
- PROPOSED SITE LIGHTING

NOTES

1. ALL FUTURE UTILITIES SHOWN ARE BASED ON THE UTILITY LAYOUT PROVIDED BY HKS AS OF SURVEY DATED 08/23/2022. MASTER DEVELOPER, STERLING BAY, TO BE MODIFYING THE EXISTING CONDITIONS INCLUDED IN THIS SURVEY AS PART OF THE REDTAIL RIDGE MASTER CONSTRUCTION DOCUMENTS. DETAILS FOR THE IMPROVEMENTS NOTED ON THESE PLANS AS "FUTURE" ARE OUTLINED IN THE REDTAIL RIDGE MASTER CONSTRUCTION DOCUMENTS AND ARE TO BE CONSTRUCTED BY OTHERS.
2. FLEXIBLE PIPE CONNECTIONS SHALL BE INSTALLED AT THE LOCATION WHERE BUILDING OVEREXCAVATION AND RECOMPACTED SOIL MEETS NATIVE OR UNTREATED SOIL.
3. ALL WATER/SEWER UTILITIES CONSTRUCTION SHALL CONFORM TO CITY OF LOUISVILLE REQUIREMENTS.
4. MIN. VERTICAL CLEARANCE REQUIRED IS 18" ON ALL UTILITIES.
5. PROP.FIRE DEPARTMENT CONNECTION (FDC) LOCATION IS ESTIMATED AND WILL NEED TO BE VERIFIED BY SELECTED SPRINKLER DESIGNER AND COORDINATED WITH LOUISVILLE FIRE.
6. WATER DEFLECTION ANGLES AT BENDS SHOWN FOR REFERENCE. DEFLECTION TO BE ADJUSTED AS NEEDED.
7. CLEANOUTS LOCATED IN PAVEMENT AREAS SHALL BE TRAFFIC RATED.
8. ALL ONSITE STORM SEWER IS PRIVATE AND SHALL BE OWNED AND MAINTAINED BY THE OWNER, PUBLIC STORM TO BE MAINTAINED BY THE CITY OF LOUISVILLE.
9. REFER TO GRADING PLAN FOR STORM SEWER DETAILS.
10. ALL DRY UTILITIES ARE SHOWN FOR REFERENCE ONLY. EXACT LOCATION AND CONNECTION TO EXISTING UTILITIES TO BE DETERMINED BY UTILITY PROVIDER.
11. PRIVATE FIRE HYDRANTS SHALL BE FACTORY PAINTED SAFTEY YELLOW. PUBLIC FIRE HYDRANTS SHALL BE FACTORY PAINTED FIRE HYDRANT RED.
12. ALL PROPOSED STORM SEWER SHALL BE PRIVATELY OWNED AND MAINTAINED.
13. ALL UTILITIES WITHIN DEDICATED EASEMENTS ARE PUBLIC. UTILITIES OUTSIDE OF EASEMENTS ARE PRIVATE, UNLESS OTHERWISE NOTED.
14. THE ABBREVIATION "RD" REPRESENTS A ROOF DRAIN.
15. ALL ONSITE SANITARY SEWER MAINS ARE PUBLIC AND SANITARY SEWER SERVICES ARE PRIVATE.

Know what's **below.** **Call** before you dig.

Plot Date:

REDTAIL RIDGE PUD #6

PLANNED UNIT DEVELOPMENT AND SPECIAL REVIEW USE
LOT # 1, BLOCK 2, REDTAIL RIDGE PUD #6
CITY OF LOUISVILLE, COUNTY OF BOULDER, COLORADO
CASE #

SMITHGROUP
1675 LARIMER STREET
SUITE 500
DENVER, CO 80202
303.832.3272
smithgroup.com

Kimley»Horn
6200 SOUTH SYRACUSE WAY
SUITE 300
GREENWOOD VILLAGE, CO 80111
303.228.2300
kimley-horn.com

ISSUED FOR	DATE
3rd PUD SUBMITTAL	06MAY2026
2nd PUD SUBMITTAL	10FEB2026
1st PUD SUBMITTAL	17NOV2025

SEALS AND SIGNATURES

NOT FOR CONSTRUCTION

KEYPLAN

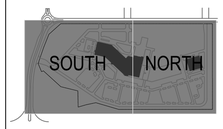

PROJECT NORTH

SCALE

GRAPHIC SCALE IN FEET
0 50 100 200

SHEET TITLE

OVERALL UTILITY PLAN - 100 SCALE

PUD SHEET NUMBER: 09 of 39
SG SHEET NUMBER: CU-100
PROJECT NUMBER: 196315001

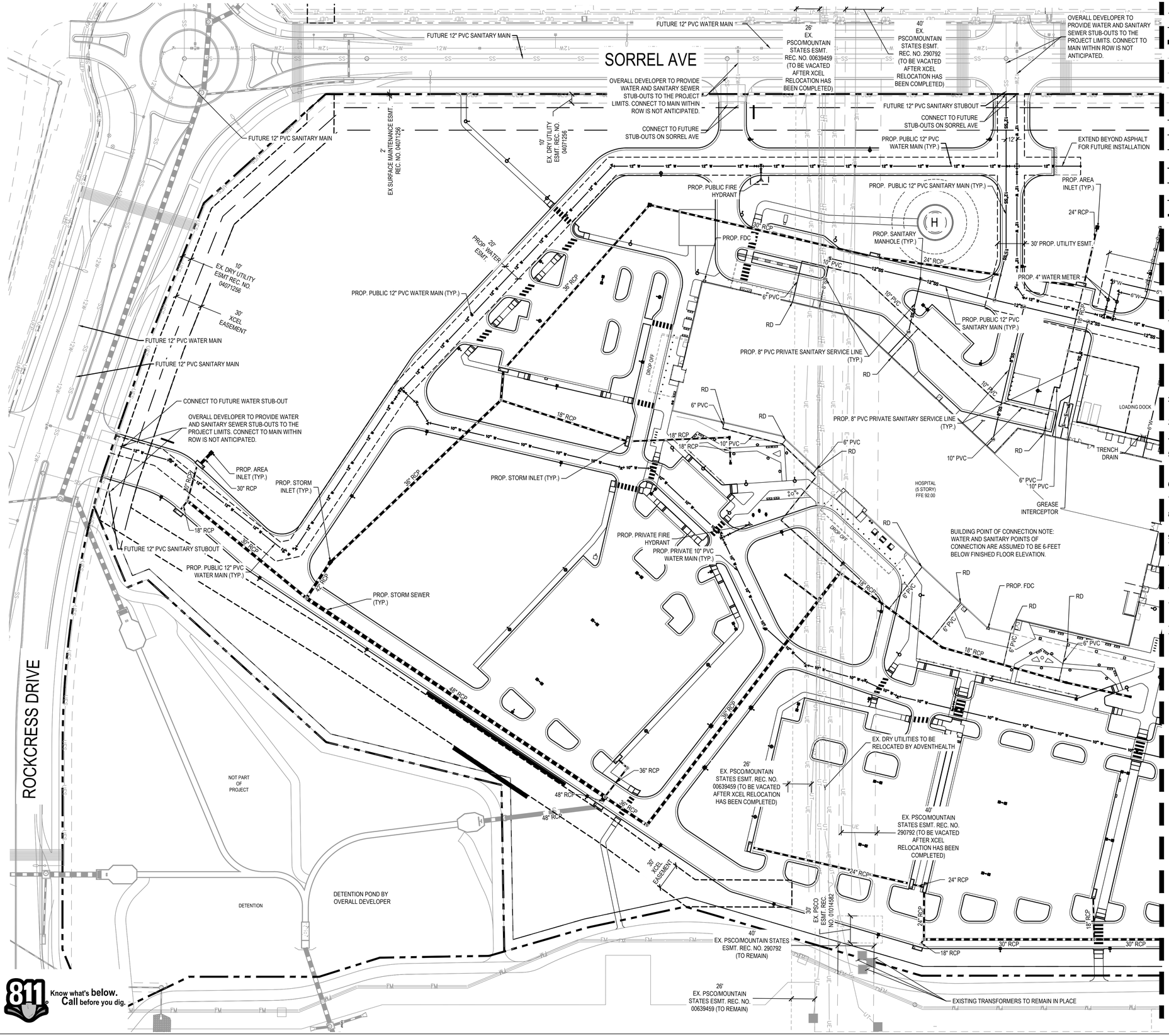

LEGEND

- PROPERTY LINE
- MATCH LINE
- EX. 12" WATER LINE
- EX. SANITARY SEWER LINE
- EX. GAS LINE
- EX. UNDERGROUND TELECOM
- PROP. 8" WATER LINE
- PROP. 10" WATER LINE
- PROP. 12" WATER LINE
- PROP. 8" SAN. SEWER LINE
- PROP. 10" SAN. SEWER LINE
- PROP. 12" SAN. SEWER LINE
- PROP. STORM SEWER
- STORM STRUCTURES
- SANITARY SEWER MANHOLE
- WATER METER
- FIRE HYDRANT
- PROPOSED SITE LIGHTING

NOTES

1. ALL FUTURE UTILITIES SHOWN ARE BASED ON THE UTILITY LAYOUT PROVIDED BY HKS AS OF SURVEY DATED 08/23/2022. MASTER DEVELOPER, STERLING BAY, TO BE MODIFYING THE EXISTING CONDITIONS INCLUDED IN THIS SURVEY AS PART OF THE REDTAIL RIDGE MASTER CONSTRUCTION DOCUMENTS. DETAILS FOR THE IMPROVEMENTS NOTED ON THESE PLANS AS "FUTURE" ARE OUTLINED IN THE REDTAIL RIDGE MASTER CONSTRUCTION DOCUMENTS AND ARE TO BE CONSTRUCTED BY OTHERS.
2. FLEXIBLE PIPE CONNECTIONS SHALL BE INSTALLED AT THE LOCATION WHERE BUILDING OVEREXCAVATION AND RECOMPACTED SOIL MEETS NATIVE OR UNTREATED SOIL.
3. ALL WATER/SEWER UTILITIES CONSTRUCTION SHALL CONFORM TO CITY OF LOUISVILLE REQUIREMENTS.
4. MIN. VERTICAL CLEARANCE REQUIRED IS 18" ON ALL UTILITIES.
5. PROP.FIRE DEPARTMENT CONNECTION (FDC) LOCATION IS ESTIMATED AND WILL NEED TO BE VERIFIED BY SELECTED SPRINKLER DESIGNER AND COORDINATED WITH LOUISVILLE FIRE.
6. WATER DEFLECTION ANGLES AT BENDS SHOWN FOR REFERENCE. DEFLECTION TO BE ADJUSTED AS NEEDED.
7. CLEANOUTS LOCATED IN PAVEMENT AREAS SHALL BE TRAFFIC RATED.
8. ALL ONSITE STORM SEWER IS PRIVATE AND SHALL BE OWNED AND MAINTAINED BY THE OWNER, PUBLIC STORM TO BE MAINTAINED BY THE CITY OF LOUISVILLE.
9. REFER TO GRADING PLAN FOR STORM SEWER DETAILS.
10. ALL DRY UTILITIES ARE SHOWN FOR REFERENCE ONLY. EXACT LOCATION AND CONNECTION TO EXISTING UTILITIES TO BE DETERMINED BY UTILITY PROVIDER.
11. PRIVATE FIRE HYDRANTS SHALL BE FACTORY PAINTED SAFTEY YELLOW. PUBLIC FIRE HYDRANTS SHALL BE FACTORY PAINTED FIRE HYDRANT RED.
12. ALL PROPOSED STORM SEWER SHALL BE PRIVATELY OWNED AND MAINTAINED.
13. ALL UTILITIES WITHIN DEDICATED EASEMENTS ARE PUBLIC. UTILITIES OUTSIDE OF EASEMENTS ARE PRIVATE, UNLESS OTHERWISE NOTED.
14. THE ABBREVIATION "RD" REPRESENTS A ROOF DRAIN.
15. ALL ONSITE SANITARY SEWER MAINS ARE PUBLIC AND SANITARY SEWER SERVICES ARE PRIVATE.

REDTAIL RIDGE PUD #6

PLANNED UNIT DEVELOPMENT AND SPECIAL REVIEW USE
LOT # 1, BLOCK 2, REDTAIL RIDGE PUD #6
CITY OF LOUISVILLE, COUNTY OF BOULDER, COLORADO
CASE #

SMITHGROUP
1675 LARIMER STREET
SUITE 500
DENVER, CO 80202
303.832.3272
smithgroup.com

Kimley»Horn
6200 SOUTH SYRACUSE WAY
SUITE 300
GREENWOOD VILLAGE, CO 80111
303.228.2300
kimley-horn.com

ISSUED FOR	DATE
3rd PUD SUBMITTAL	06MAY2026
2nd PUD SUBMITTAL	10FEB2026
1st PUD SUBMITTAL	17NOV2025

SEALS AND SIGNATURES

NOT FOR CONSTRUCTION

KEYPLAN

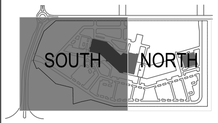

PROJECT NORTH

SCALE

GRAPHIC SCALE IN FEET
0 25 50 100

SHEET TITLE

UTILITY PLAN SOUTH - 50 SCALE

PUD SHEET NUMBER: 10 of 39
SG SHEET NUMBER: CU-101
PROJECT NUMBER: 196315001

Plot Date:

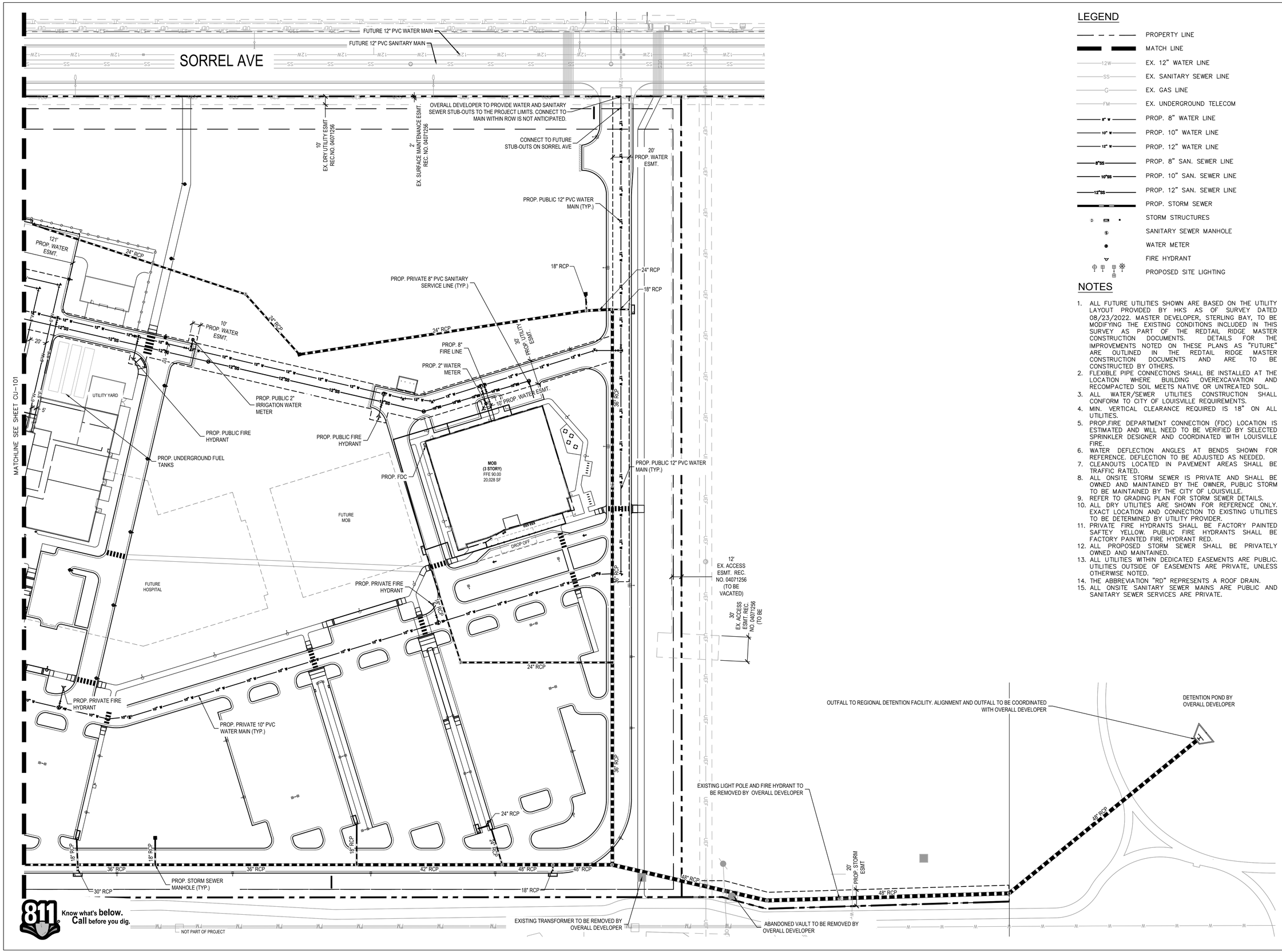

LEGEND

- PROPERTY LINE
- MATCH LINE
- EX. 12" WATER LINE
- EX. SANITARY SEWER LINE
- EX. GAS LINE
- EX. UNDERGROUND TELECOM
- PROP. 8" WATER LINE
- PROP. 10" WATER LINE
- PROP. 12" WATER LINE
- PROP. 8" SAN. SEWER LINE
- PROP. 10" SAN. SEWER LINE
- PROP. 12" SAN. SEWER LINE
- PROP. STORM SEWER
- STORM STRUCTURES
- SANITARY SEWER MANHOLE
- WATER METER
- FIRE HYDRANT
- PROPOSED SITE LIGHTING

NOTES

1. ALL FUTURE UTILITIES SHOWN ARE BASED ON THE UTILITY LAYOUT PROVIDED BY HKS AS OF SURVEY DATED 08/23/2022. MASTER DEVELOPER, STERLING BAY, TO BE MODIFYING THE EXISTING CONDITIONS INCLUDED IN THIS SURVEY AS PART OF THE REDTAIL RIDGE MASTER CONSTRUCTION DOCUMENTS. DETAILS FOR THE IMPROVEMENTS NOTED ON THESE PLANS AS "FUTURE" ARE OUTLINED IN THE REDTAIL RIDGE MASTER CONSTRUCTION DOCUMENTS AND ARE TO BE CONSTRUCTED BY OTHERS.
2. FLEXIBLE PIPE CONNECTIONS SHALL BE INSTALLED AT THE LOCATION WHERE BUILDING OVEREXCAVATION AND RECOMPACTED SOIL MEETS NATIVE OR UNTREATED SOIL.
3. ALL WATER/SEWER UTILITIES CONSTRUCTION SHALL CONFORM TO CITY OF LOUISVILLE REQUIREMENTS.
4. MIN. VERTICAL CLEARANCE REQUIRED IS 18" ON ALL UTILITIES.
5. PROP.FIRE DEPARTMENT CONNECTION (FDC) LOCATION IS ESTIMATED AND WILL NEED TO BE VERIFIED BY SELECTED SPRINKLER DESIGNER AND COORDINATED WITH LOUISVILLE FIRE.
6. WATER DEFLECTION ANGLES AT BENDS SHOWN FOR REFERENCE. DEFLECTION TO BE ADJUSTED AS NEEDED.
7. CLEANOUTS LOCATED IN PAVEMENT AREAS SHALL BE TRAFFIC RATED.
8. ALL ONSITE STORM SEWER IS PRIVATE AND SHALL BE OWNED AND MAINTAINED BY THE OWNER, PUBLIC STORM TO BE MAINTAINED BY THE CITY OF LOUISVILLE.
9. REFER TO GRADING PLAN FOR STORM SEWER DETAILS.
10. ALL DRY UTILITIES ARE SHOWN FOR REFERENCE ONLY. EXACT LOCATION AND CONNECTION TO EXISTING UTILITIES TO BE DETERMINED BY UTILITY PROVIDER.
11. PRIVATE FIRE HYDRANTS SHALL BE FACTORY PAINTED SAFTEY YELLOW. PUBLIC FIRE HYDRANTS SHALL BE FACTORY PAINTED FIRE HYDRANT RED.
12. ALL PROPOSED STORM SEWER SHALL BE PRIVATELY OWNED AND MAINTAINED.
13. ALL UTILITIES WITHIN DEDICATED EASEMENTS ARE PUBLIC. UTILITIES OUTSIDE OF EASEMENTS ARE PRIVATE, UNLESS OTHERWISE NOTED.
14. THE ABBREVIATION "RD" REPRESENTS A ROOF DRAIN.
15. ALL ONSITE SANITARY SEWER MAINS ARE PUBLIC AND SANITARY SEWER SERVICES ARE PRIVATE.

REDTAIL RIDGE PUD #6

PLANNED UNIT DEVELOPMENT AND SPECIAL REVIEW USE
LOT # 1, BLOCK 2, REDTAIL RIDGE PUD #6
CITY OF LOUISVILLE, COUNTY OF BOULDER, COLORADO
CASE #

SMITHGROUP
1675 LARIMER STREET
SUITE 500
DENVER, CO 80202
303.832.3272
smithgroup.com

Kimley»Horn
6200 SOUTH SYRACUSE WAY
SUITE 300
GREENWOOD VILLAGE, CO 80111
303.228.2300
kimley-horn.com

ISSUED FOR	DATE
3rd PUD SUBMITTAL	06MAY2026
2nd PUD SUBMITTAL	10FEB2026
1st PUD SUBMITTAL	17NOV2025

SEALS AND SIGNATURES

NOT FOR CONSTRUCTION

KEYPLAN

SOUTH NORTH

PROJECT NORTH

SCALE

GRAPHIC SCALE IN FEET
0 25 50 100

SHEET TITLE

UTILITY PLAN NORTH - 50 SCALE

PUD SHEET NUMBER: 11 of 39
SG SHEET NUMBER: CU-102
PROJECT NUMBER: 196315001

Plot Date:

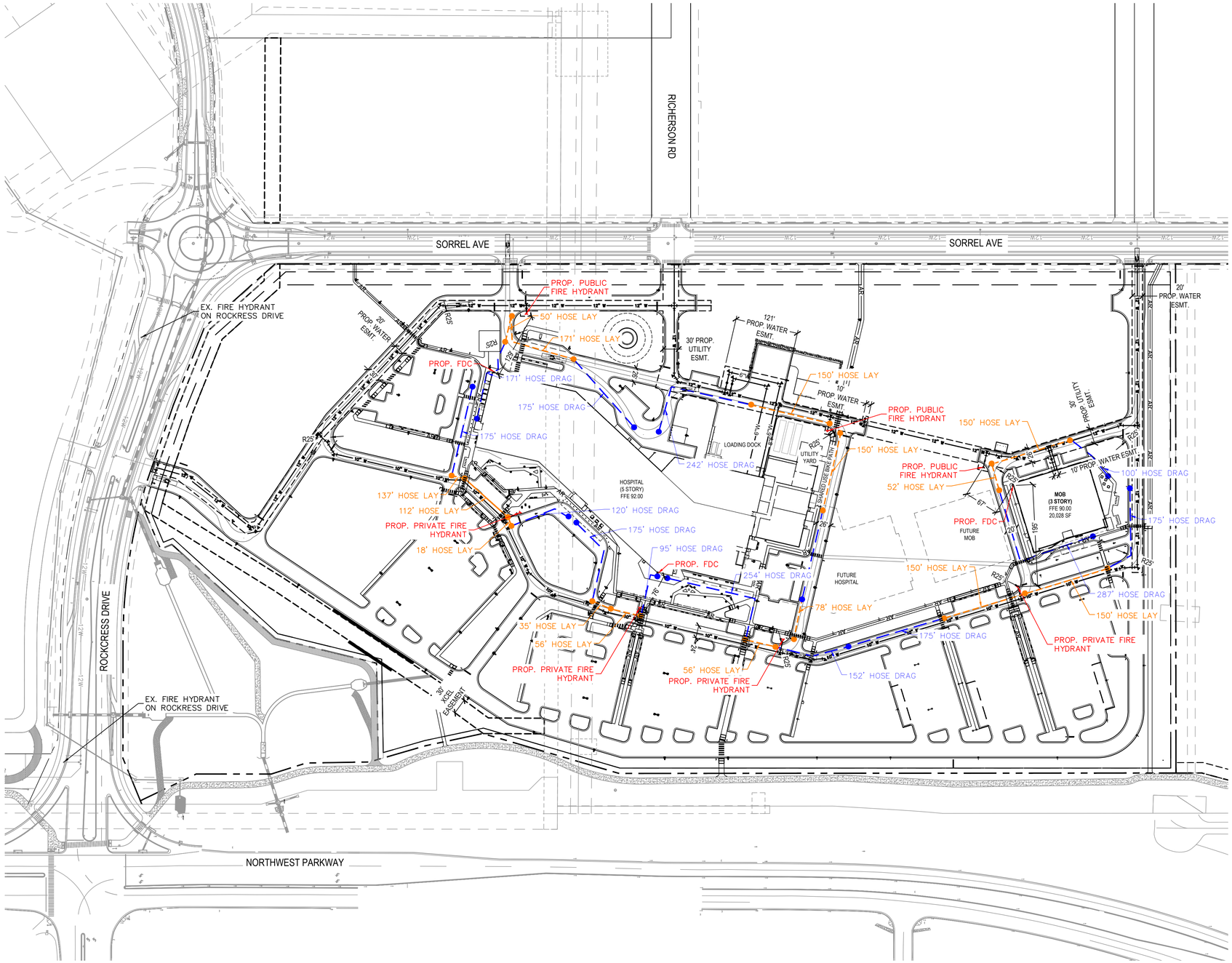

LEGEND:

- PROPERTY LINE
- MATCHLINE
- HEAVY DUTY ASPHALT
- STANDARD DUTY ASPHALT
- HEAVY DUTY CONCRETE PAVEMENT (SEE SITE AMENITIES SHEET LS101–LS102)
- STANDARD CONCRETE PAVEMENT (SEE SITE AMENITIES SHEET LS101–LS102)
- CONCRETE UNIT PAVERS (SEE SITE AMENITIES SHEET LS101–LS102)
- EV PARKING SPACE (CHARGER INSTALLED)
- EV–READY PARKING SPACE
- EV–CAPABLE PARKING SPACE
- EV–CAPABLE LIGHT PARKING SPACE
- FUTURE BUILDING FOOTPRINT
- CURB & GUTTER
- FUTURE/DEFERRED CURB
- PARKING COUNT
- BUILDING/PARKING SETBACK LINE
- EX. EASEMENT LINE
- ACCESSIBLE ROUTE
- FIRE TRUCK (AERIAL) ACCESS ROUTE
- FIRE TRUCK ACCESS ROUTE
- PROPOSED FIRE HYDRANT
- FIRE HOSE LAY
- FIRE HOSE DRAG

REDTAIL RIDGE PUD #6

PLANNED UNIT DEVELOPMENT AND SPECIAL REVIEW USE
LOT # 1, BLOCK 2, REDTAIL RIDGE PUD #6
CITY OF LOUISVILLE, COUNTY OF BOULDER, COLORADO
CASE #

SMITHGROUP
1675 LARIMER STREET
SUITE 500
DENVER, CO 80202
303.832.3272
smithgroup.com

Kimley»Horn
6200 SOUTH SYRACUSE WAY
SUITE 300
GREENWOOD VILLAGE, CO 80111
303.228.2300
kimley-horn.com

ISSUED FOR	DATE
3rd PUD SUBMITTAL	06MAY2026
2nd PUD SUBMITTAL	10FEB2026
1st PUD SUBMITTAL	17NOV2025

SEALS AND SIGNATURES

NOT FOR CONSTRUCTION

KEYPLAN

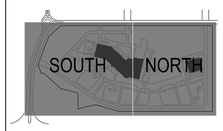

PROJECT NORTH

SCALE

GRAPHIC SCALE IN FEET
0 50 100 200

SHEET TITLE

FIRE AND HYDRANT RADIUS PLAN

PUD SHEET NUMBER: 12 of 39
SG SHEET NUMBER: FS-100
PROJECT NUMBER: 196315001

811 Know what's below. Call before you dig.

Plot Date:

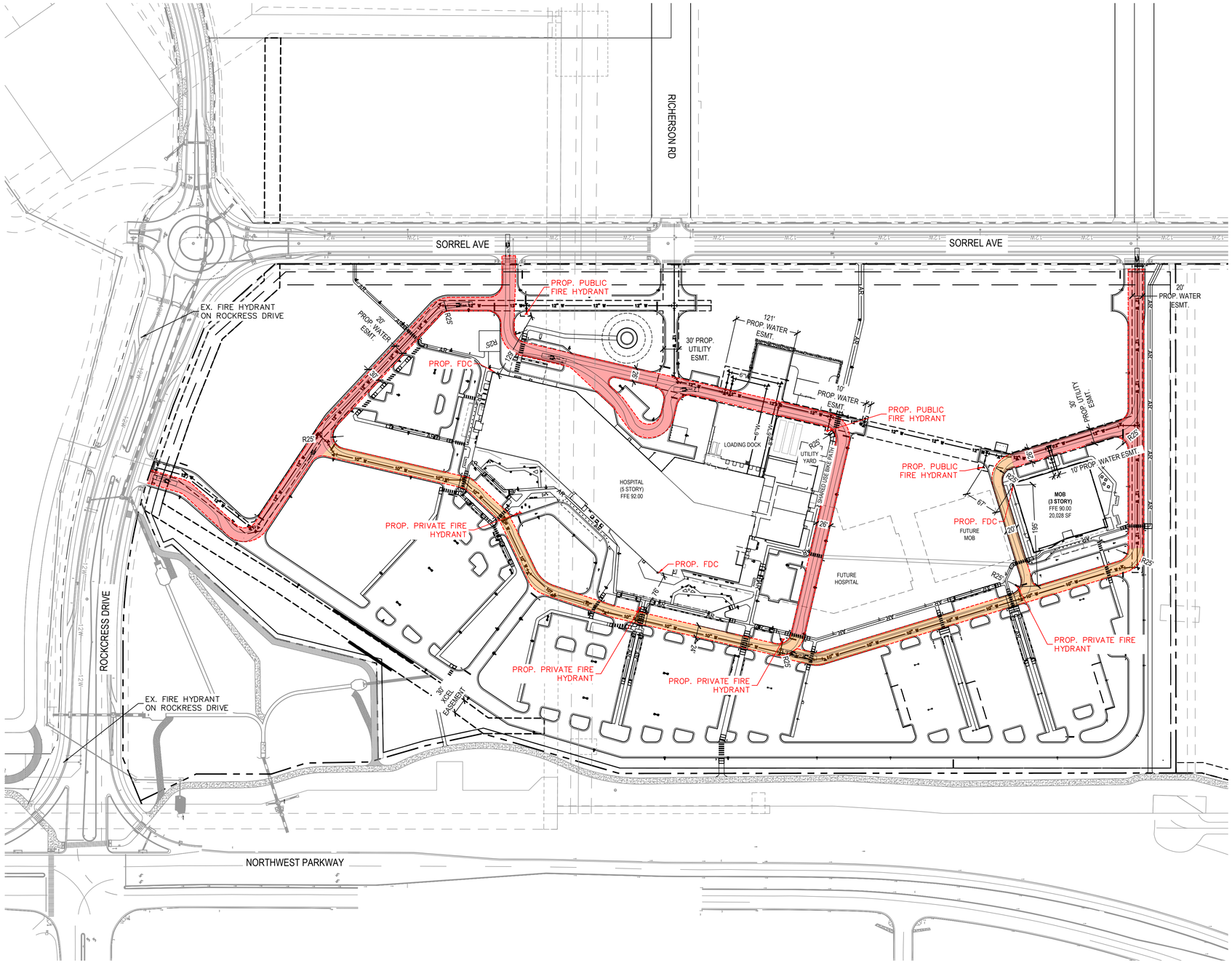

LEGEND:

- PROPERTY LINE
- MATCHLINE
- HEAVY DUTY ASPHALT
- STANDARD DUTY ASPHALT
- HEAVY DUTY CONCRETE PAVEMENT (SEE SITE AMENITIES SHEET LS101–LS102)
- STANDARD CONCRETE PAVEMENT (SEE SITE AMENITIES SHEET LS101–LS102)
- CONCRETE UNIT PAVERS (SEE SITE AMENITIES SHEET LS101–LS102)
- EV PARKING SPACE (CHARGER INSTALLED)
- EV–READY PARKING SPACE
- EV–CAPABLE PARKING SPACE
- EV–CAPABLE LIGHT PARKING SPACE
- FUTURE BUILDING FOOTPRINT
- CURB & GUTTER
- FUTURE/DEFERRED CURB
- PARKING COUNT
- BUILDING/PARKING SETBACK LINE
- EX. EASEMENT LINE
- ACCESSIBLE ROUTE
- FIRE TRUCK (AERIAL) ACCESS ROUTE
- FIRE TRUCK ACCESS ROUTE
- PROPOSED FIRE HYDRANT

REDTAIL RIDGE PUD #6

PLANNED UNIT DEVELOPMENT AND SPECIAL REVIEW USE
LOT # 1, BLOCK 2, REDTAIL RIDGE PUD #6
CITY OF LOUISVILLE, COUNTY OF BOULDER, COLORADO
CASE #

SMITHGROUP
1675 LARIMER STREET
SUITE 500
DENVER, CO 80202
303.832.3272
smithgroup.com

Kimley»Horn
6200 SOUTH SYRACUSE WAY
SUITE 300
GREENWOOD VILLAGE, CO 80111
303.228.2300
kimley-horn.com

ISSUED FOR	DATE
3rd PUD SUBMITTAL	06MAY2026
2nd PUD SUBMITTAL	10FEB2026
1st PUD SUBMITTAL	17NOV2025

SEALS AND SIGNATURES

NOT FOR CONSTRUCTION

KEYPLAN

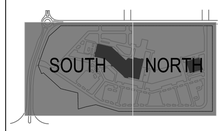

PROJECT NORTH

SCALE

GRAPHIC SCALE IN FEET
0 50 100 200

SHEET TITLE

FIRE ACCESS ROUTE

PUD SHEET NUMBER 13 of 39

SG SHEET NUMBER FA-100

PROJECT NUMBER 196315001

811 Know what's below. Call before you dig.

Plot Date:

ENHANCED SHORT GRASS PRAIRIE MIX

BY: WESTERN NATIVE SEED
www.westernnativeseed.com

+/- 48,000 SF

SPECIES	SEEDING RATE: 1-2 lbs per 1,000 sf.	QUANTITY
BUFFALO GRASS *BUCHLOE DACTYLOIDES*	45%	+/-48,000 SF
BLUE GRAMA *BOUTELOUA GRACILIS*	50%	
WESTERN WHEATGRASS PASCOPYRUM SMITHII	3%	
SPOROBOLUS CRYPTANDRUS SAND DROPSEED	2%	
WILDFLOWER PERENNIAL MIX SPECIES MIX,TBD	4" PLUGS @ 18" O.C. , 10% OF TOTAL AREA	+/- 2,100 4" PLUGS
GRASSES AND PERENNIAL MIX SPECIES MIX,TBD	1 GAL. @ 18" O.C., 10% OF TOTAL AREA	+/- 2,100 (1 GAL.)

SHORT GRASS PRAIRIE MIX

BY: WESTERN NATIVE SEED
www.westernnativeseed.com

+/- 818,000 SF

SPECIES	SEEDING RATE: 1-2 lbs per 1,000 sf.
BUFFALO GRASS *BUCHLOE DACTYLOIDES*	45%
BLUE GRAMA *BOUTELOUA GRACILIS*	50%
WESTERN WHEATGRASS PASCOPYRUM SMITHII	3%
SPOROBOLUS CRYPTANDRUS SAND DROPSEED	2%

TOPDRESS LEGEND

ENTRY DRIVE MAINTENANCE EDGE:
2" - 4" COBBLESTONE 4" DEPTH
COLOR: BULK RIVER ROCK GRAY ROSE
PH: 303.340.1440
www.pioneerco.com
9,000 SF

PARKING MAINTENANCE EDGE / RIBBON BIOSWALE:
4" - 8" COBBLE STONE 4" MIN. DEPTH
COLOR: BULK GLACIER WHITE RIVER
PH: 303.340.1440
www.pioneerco.com
20,000 SF

BUILDING MAINTENANCE EDGE: 1-1/2" SCREENED, MIN 2" DEPTH
COLOR: BULK RIVER ROCK GRAY ROSE
PH: 303.340.1440
www.pioneerco.com
40,000 SF

ALL PLANTING BEDS

CONTAINER PLANTING AND TREE PLANTING BEDS IN PARKING AREAS
CEDAR SHREDDED MULCH, 3" MIN. DEPTH
COLOR: DARK BROWN
PH: 303.340.1440
www.pioneerco.com
43,000 SF

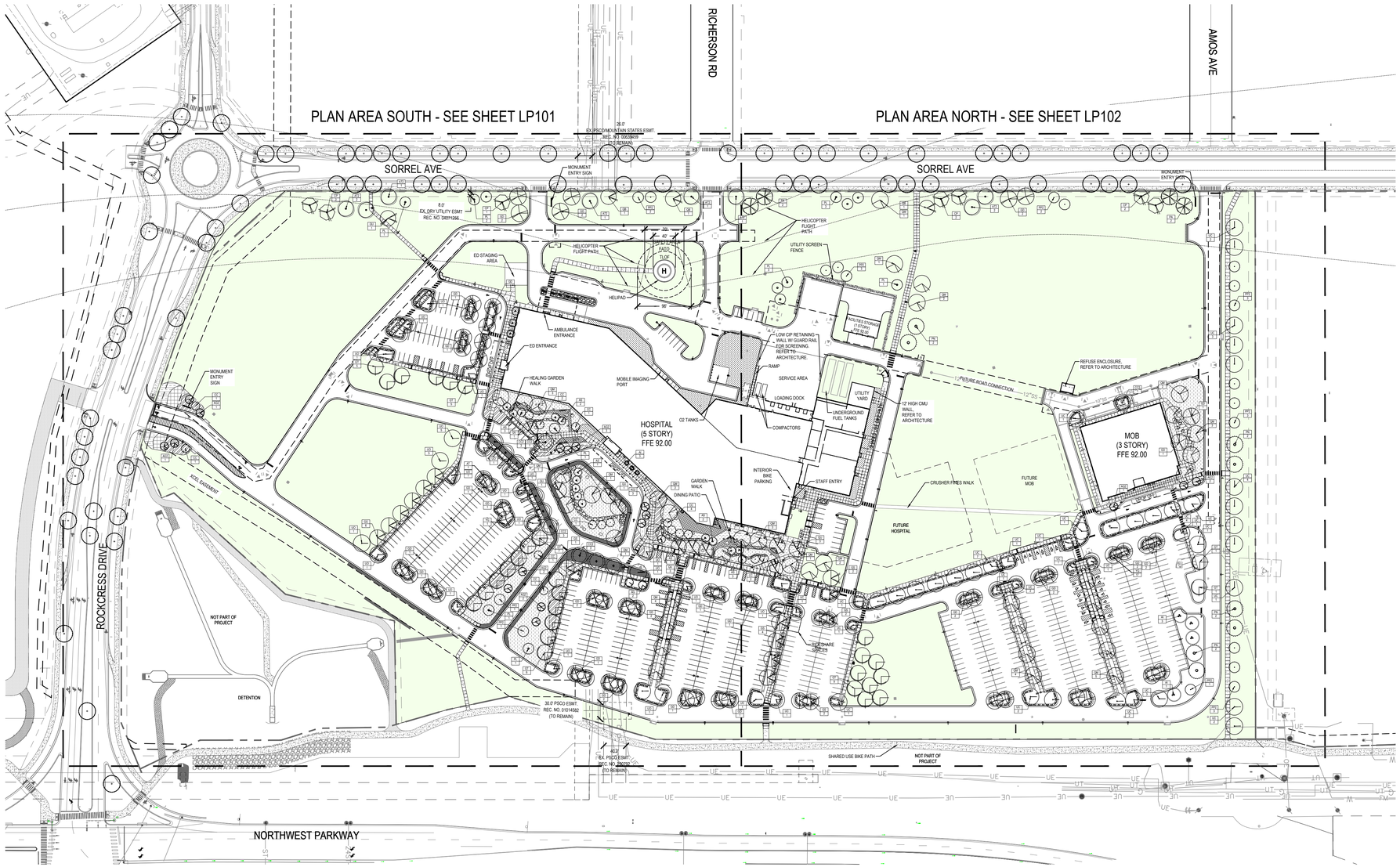

LEGEND

PERENNIALS
LOW SHRUBS
ORNAMENTAL GRASS/PERENNIALS MIX
SHORT GRASS PRAIRIE
ENHANCED SHORT GRASS PRAIRIE
4' HT. DECORATIVE FENCE
BENCH
BIKE RACK
LITTER/RECYCLING
BOLLARDS
BOULDER

PLANT LEGEND

SYMBOL	CODE	BOTANICAL / COMMON NAME
TREES		
	PR	PROPOSED (BY OTHERS)
DECIDUOUS TREES		
	AT2	ALNUS INCANA TENUIFOLIA THINLEAF ALDER
	CP	CELTIS OCCIDENTALIS 'PRAIRIE PRIDE' PRAIRIE PRIDE HACKBERRY
	CC2	CERCIS CANADENSIS EASTERN REDBUD
	GT	GLEDITSIA TRIACANTHOS HONEY LOCUST
	GS	GLEDITSIA TRIACANTHOS INERMIS 'SKYLINE' SKYLINE HONEY LOCUST
	GD	GYMNOCLADUS DIOICUS 'ESPRESSO-JFS' ESPRESSO™ KENTUCKY COFFEETREE
	PA	POPULUS X ACUMINATA LANCELEAF COTTONWOOD
	QB	QUERCUS BICOLOR SWAMP WHITE OAK
	QM	QUERCUS MACROCARPA BURR OAK
	QU	QUERCUS MUEHLENBERGII CHINKAPIN OAK
	UO	ULMUS AMERICANA 'LEWIS & CLARK' PRAIRIE EXPEDITION® AMERICAN ELM
EVERGREEN TREES		
	PL	PINUS FLEXILIS LIMBER PINE
	PP2	PINUS PONDEROSA PONDEROSA PINE
ORNAMENTAL TREES		
	AG	ACER GRANDIDENTATUM BIGTOOTH MAPLE
	AG2	ACER GRISEUM PAPERBARK MAPLE
	AS	AMELANCHIER ALNIFOLIA SERVICEBERRY
	AI	AMELANCHIER X GRANDIFLORA 'AUTUMN BRILLIANCE' AUTUMN BRILLIANCE SERVICEBERRY
	CC	CRATAEGUS CHRYSOCARPA FIREBERRY HAWTHORN

REDTAIL RIDGE PUD #6

PLANNED UNIT DEVELOPMENT AND SPECIAL REVIEW USE
LOT # 1, BLOCK 2, REDTAIL RIDGE PUD #6
CITY OF LOUISVILLE, COUNTY OF BOULDER, COLORADO
CASE #

SMITHGROUP
1675 LARIMER STREET
SUITE 500
DENVER, CO 80202
303.832.3272
smithgroup.com

Kimley»Horn
6200 SOUTH SYRACUSE WAY
SUITE 300
GREENWOOD VILLAGE, CO 80111
303.228.2307
kimley-horn.com

ISSUED FOR	DATE
3rd PUD SUBMITTAL	06MAY2026
2nd PUD SUBMITTAL	10FEB2026
1st PUD SUBMITTAL	17NOV2025

SEALS AND SIGNATURES

NOT FOR CONSTRUCTION

KEYPLAN

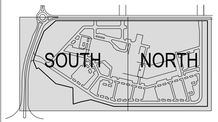

PROJECT NORTH

SCALE

0' 50' 100' 200'

SCALE: 1"=100'

SHEET TITLE

OVERALL TREE PLAN - 100 SCALE

PUD SHEET NUMBER: 14 of 39

SHEET ID: LP100

PROJECT NUMBER: 15696

Plot Date:

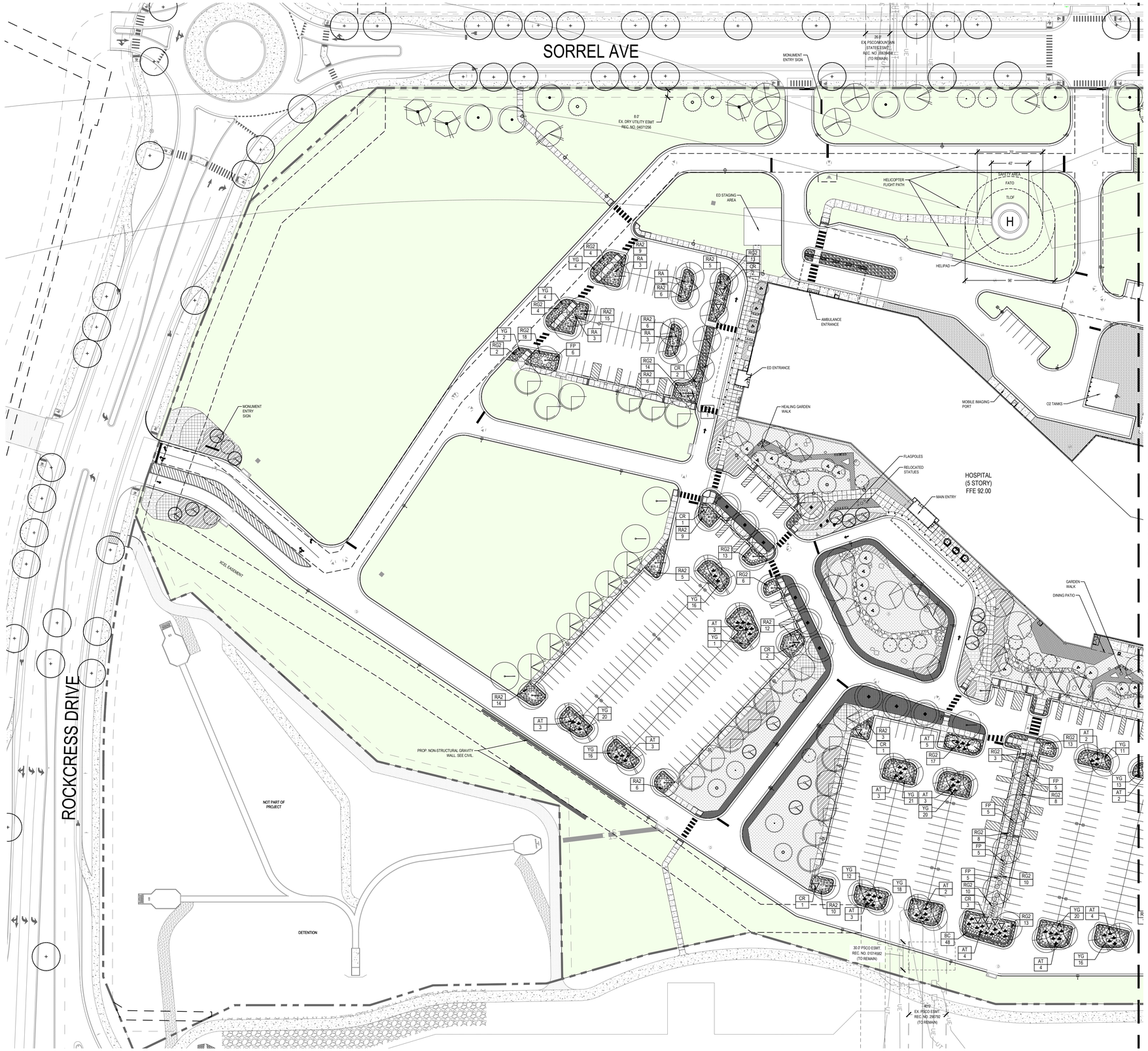

TOPDRESS LEGEND

- ENTRY DRIVE MAINTENANCE EDGE:
  2" - 4" COBBLESTONE 4" DEPTH
  COLOR: BULK RIVER ROCK GRAY ROSE
  PH: 303.340.1440
  www.pioneerco.com
  9,000 SF
- PARKING MAINTENANCE EDGE / RIBBON BIOSWALE:
  4" - 8" COBBLE STONE 4" MIN. DEPTH
  COLOR: BULK GLACIER WHITE RIVER
  PH: 303.340.1440
  www.pioneerco.com
  20,000 SF
- BUILDING MAINTENANCE EDGE: 1-1/2" SCREENED, MIN 2" DEPTH
  COLOR: BULK RIVER ROCK GRAY ROSE
  PH: 303.340.1440
  www.pioneerco.com
  40,000 SF
- ALL PLANTING BEDS — CONTAINER PLANTING AND TREE PLANTING BEDS IN PARKING AREAS
  CEDAR SHREDDED MULCH, 3" MIN. DEPTH
  COLOR: DARK BROWN
  PH: 303.340.1440
  www.pioneerco.com
  43,000 SF

LEGEND

- PERENNIALS
- LOW SHRUBS
- ORNAMENTAL GRASS/PERENNIALS MIX
- SHORT GRASS PRAIRIE
- ENHANCED SHORT GRASS PRAIRIE
- 4' HT. DECORATIVE FENCE
- BENCH
- BIKE RACK
- LITTER/RECYCLING
- BOLLARDS
- BOULDER

SHRUBS

AF	AMORPHA FRUTICOSA FALSE INDIGO
AT	ARTEMISIA TRIDENTATA BIG SAGEBRUSH
BC	BERBERIS THUNBERGII 'CRIMSON PYGMY' CRIMSON PYGMY JAPANESE BARBERRY
CR	CORNUS SERICEA RED TWIG DOGWOOD
ER	ERIANTHUS RAVENNAE RAVENNA GRASS
FP	FALLUGIA PARADOXA APACHE PLUME
JS	JUNIPERUS X PFITZERIANA 'SEA GREEN' SEA GREEN PFITZER JUNIPER
MF	MAHONIA FREMONTII DESERT MAHONIA
NW	NEPETA X 'WALKER'S LOW' WALKER'S LOW CATMINT
RA2	RHUS AROMATICA 'GRO-LOW' GRO-LOW FRAGRANT SUMAC
RG	RHUS GLABRA SMOOTH SUMAC
RG2	RIBES ALPINUM 'GREEN MOUND' GREEN MOUND ALPINE CURRANT
RA	RIBES AUREUM GOLDEN CURRANT
SL	SCHIZACHYRIUM SCOPARIUM LITTLE BLUESTEM
SJ	SPIRAEA JAPONICA JAPANESE SPIREA
YG	YUCCA GLAUCA SOAPWEED

NOTE: SEE SHEET 14 OF 39 FOR TREE LOCATIONS AND SPECIES

REDTAIL RIDGE PUD #6

PLANNED UNIT DEVELOPMENT AND SPECIAL REVIEW USE
LOT # 1, BLOCK 2, REDTAIL RIDGE PUD #6
CITY OF LOUISVILLE, COUNTY OF BOULDER, COLORADO
CASE #

SMITHGROUP
1675 LARIMER STREET
SUITE 500
DENVER, CO 80202
303.832.3272
smithgroup.com

Kimley»Horn
6200 SOUTH SYRACUSE WAY
SUITE 300
GREENWOOD VILLAGE, CO 80111
303.228.2307
kimley-horn.com

ISSUED FOR	DATE
3rd PUD SUBMITTAL	06MAY2026
2nd PUD SUBMITTAL	10FEB2026
1st PUD SUBMITTAL	17NOV2025

SEALS AND SIGNATURES

NOT FOR CONSTRUCTION

KEYPLAN

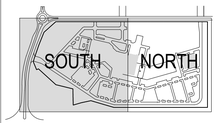

PROJECT NORTH

SCALE

0' 25' 50' 100'

SCALE: 1"=50'

SHEET TITLE

LANDSCAPE PLAN - SOUTH

PUD SHEET NUMBER: 15 of 39

SHEET ID: LP101

PROJECT NUMBER: 15696

Plot Date:

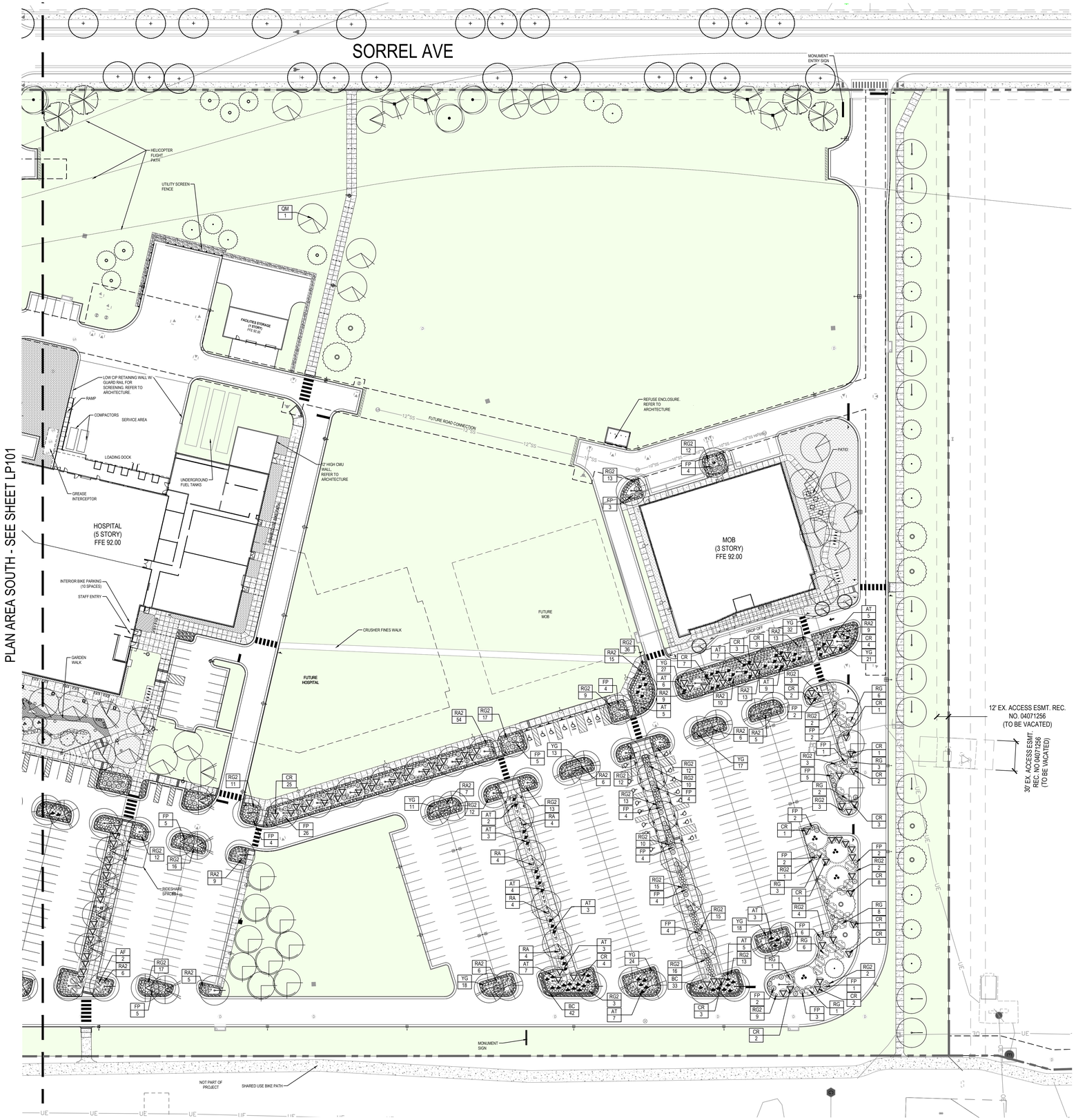

TOPDRESS LEGEND

ENTRY DRIVE MAINTENANCE EDGE:
2" - 4" COBBLESTONE 4" DEPTH
COLOR: BULK RIVER ROCK GRAY ROSE
PH: 303.340.1440
www.pioneerco.com
9,000 SF

PARKING MAINTENANCE EDGE / RIBBON BIOSWALE:
4" - 8" COBBLE STONE 4" MIN. DEPTH
COLOR: BULK GLACIER WHITE RIVER
PH: 303.340.1440
www.pioneerco.com
20,000 SF

BUILDING MAINTENANCE EDGE: 1-1/2" SCREENED, MIN 2" DEPTH
COLOR: BULK RIVER ROCK GRAY ROSE
PH: 303.340.1440
www.pioneerco.com
40,000 SF

ALL PLANTING BEDS

CONTAINER PLANTING AND TREE PLANTING BEDS IN PARKING AREAS
CEDAR SHREDDED MULCH, 3" MIN. DEPTH
COLOR: DARK BROWN
PH: 303.340.1440
www.pioneerco.com
43,000 SF

LEGEND

- PERENNIALS
- LOW SHRUBS
- ORNAMENTAL GRASS/PERENNIALS MIX
- SHORT GRASS PRAIRIE
- ENHANCED SHORT GRASS PRAIRIE
- 4' HT. DECORATIVE FENCE
- BENCH
- BIKE RACK
- LITTER/RECYCLING
- BOLLARDS
- BOULDER

SHRUBS

AF	AMORPHA FRUTICOSA FALSE INDIGO
AT	ARTEMISIA TRIDENTATA BIG SAGEBRUSH
BC	BERBERIS THUNBERGII 'CRIMSON PYGMY' CRIMSON PYGMY JAPANESE BARBERRY
CR	CORNUS SERICEA RED TWIG DOGWOOD
ER	ERIANTHUS RAVENNAE RAVENNA GRASS
FP	FALLUGIA PARADOXA APACHE PLUME
JS	JUNIPERUS X PFITZERIANA 'SEA GREEN' SEA GREEN PFITZER JUNIPER
MF	MAHONIA FREMONTII DESERT MAHONIA
NW	NEPETA X 'WALKER'S LOW' WALKER'S LOW CATMINT
RA2	RHUS AROMATICA 'GRO-LOW' GRO-LOW FRAGRANT SUMAC
RG	RHUS GLABRA SMOOTH SUMAC
RG2	RIBES ALPINUM 'GREEN MOUND' GREEN MOUND ALPINE CURRANT
RA	RIBES AUREUM GOLDEN CURRANT
SL	SCHIZACHYRIUM SCOPARIUM LITTLE BLUESTEM
SJ	SPIRAEA JAPONICA JAPANESE SPIREA
YG	YUCCA GLAUCA SOAPWEED

NOTE: SEE SHEET 14 OF 39 FOR TREE LOCATIONS AND SPECIES

REDTAIL RIDGE PUD #6

PLANNED UNIT DEVELOPMENT AND SPECIAL REVIEW USE
LOT # 1, BLOCK 2, REDTAIL RIDGE PUD #6
CITY OF LOUISVILLE, COUNTY OF BOULDER, COLORADO
CASE #

SMITHGROUP
1675 LARIMER STREET
SUITE 500
DENVER, CO 80202
303.832.3272
smithgroup.com

Kimley»Horn
6200 SOUTH SYRACUSE WAY
SUITE 300
GREENWOOD VILLAGE, CO 80111
303.228.2307
kimley-horn.com

ISSUED FOR	DATE
3rd PUD SUBMITTAL	06MAY2026
2nd PUD SUBMITTAL	10FEB2026
1st PUD SUBMITTAL	17NOV2025

SEALS AND SIGNATURES

NOT FOR CONSTRUCTION

KEYPLAN

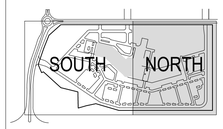

PROJECT NORTH

SCALE

0' 25' 50' 100'

SCALE: 1"=50'

SHEET TITLE

LANDSCAPE PLAN - NORTH

PUD SHEET NUMBER: 16 of 39

SHEET ID: LP102

PROJECT NUMBER: 15696

Plot Date:

LANDSCAPE REQUIREMENTS

BUFFER PARKING ADJACENT TO PUBLIC/PRIVATE ROADS

	REQUIRED	PROPOSED
BUFFER PARKING LANDSCAPE	NA	NA

ENTRY DRIVES/SIGNS

	REQUIRED	PROPOSED
ENTRY PLANTING AREAS	DIVERSE PLANT MATERIAL	ORNAMENTAL GRASS MIX & LOW SHRUBS
	INTEGRATE PLANTING & SIGNAGE	PLANTING TO FRAME SIGNAGE

PERIMETER LANDSCAPING ADJACENT TO ABUTTING PROPERTY

	REQUIRED	PROPOSED
NORTH PROPERTY	1 TREE PER 40LF = 931 / 40 = 23 TREES	23 TREES (DECIDUOUS AND CONIFER)
MINIMUM 10' BUFFER REQUIRED	APPROPRIATE SHRUBS/GROUNDCOVER	SHORT GRASS PRAIRIE MIX

PARKING LOT ISLANDS

	REQUIRED	PROPOSED
PARKING SPACE TREES	1 TREE PER 8 SPACES = 773 / 8 = 97	97 TREES
PARKING ISLANDS	2 TREES PER ISLAND: 25 x 2 = 50	50 TREES
PARKING ISLAND SHRUBS	8 SHRUBS PER 10FT ISLAND	20 FOOT ISLAND PROVIDED @ 15 SHRUBS MIN. PER ISLAND
PARKING PERIMETER SHRUBS	APPROPRIATE PLANTING	SHORT GRASS PRAIRIE MIX AND ACCENT SHRUBS

PARKING LOT MEDIANS

	REQUIRED	PROPOSED
PLANTING MEDIANS - TREES	1 TREE PER 30 LF = 730 / 30 = 24 TREES	24 TREES
PLANTING MEDIANS - SHRUBS	8 SHRUBS PER 30 LF = 730 / 30 * 8 = 192	MINIMUM 192 SHRUBS/GROUNDCOVER

BUILDING LANDSCAPING

	REQUIRED	PROPOSED
PLANTING BEDS	6' MIN. PLANTING ADJACENT BUILDINGS	6' MIN. PLANTING ADJACENT BUILDINGS
	MIN. 25% AREA OF PERIMETER WITH ORNAMENTAL TREES, SHRUBS PERENNIAL FLOWERS AND GROUNDCOVERS	MIN. 25% AREA OF PERIMETER WITH ORNAMENTAL TREES, SHRUBS PERENNIAL FLOWERS AND GROUNDCOVERS

TOPDRESS LEGEND

ENTRY DRIVE MAINTENANCE EDGE:
2" - 4" COBBLESTONE 4" DEPTH
COLOR: BULK RIVER ROCK GRAY ROSE
PH: 303.340.1440
www.pioneerco.com
9,000 SF

PARKING MAINTENANCE EDGE / RIBBON BIOSWALE:
4" - 8" COBBLE STONE 4" MIN. DEPTH
COLOR: BULK GLACIER WHITE RIVER
PH: 303.340.1440
www.pioneerco.com
20,000 SF

BUILDING MAINTENANCE EDGE: 1-1/2" SCREENED, MIN 2" DEPTH
COLOR: BULK RIVER ROCK GRAY ROSE
PH: 303.340.1440
www.pioneerco.com
40,000 SF

ALL PLANTING BEDS
CONTAINER PLANTING AND TREE PLANTING BEDS IN PARKING AREAS
CEDAR SHREDDED MULCH, 3" MIN. DEPTH
COLOR: DARK BROWN
PH: 303.340.1440
www.pioneerco.com
43,000 SF

PLANT LEGEND

SYMBOL	CODE	BOTANICAL/COMMON NAME	SIZE	MATURE	PHASE 1 QTY	PHASE 2 QTY	TOTAL
	PR	PROPOSED (BY OTHERS)					72
DECIDUOUS TREES							
	AT2	ALNUS INCANA TENUIFOLIA THINLEAF ALDER	2" CAL.	20'X20'	8		8
	CP	CELTIS OCCIDENTALIS 'PRAIRIE PRIDE' PRAIRIE PRIDE HACKBERRY	2" CAL.	50'X40'	7		7
	CC2	CERCIS CANADENSIS EASTERN REDBUD	2" CAL.	30'X30'	10	1	11
	GT	GLEDITSIA TRIACANTHOS HONEY LOCUST	2" CAL.	40'X30'	19	11	30
	GS	GLEDITSIA TRIACANTHOS INERMIS 'SKYLINE' SKYLINE HONEY LOCUST	2 " CAL.	40'X30'	13	4	17
	GD	GYMNOCLADUS DIOICUS 'ESPRESSO-JFS' ESPRESSO™ KENTUCKY COFFEETREE	2" CAL.	50'X35'	38	16	54
	PA	POPULUS X ACUMINATA LANCELEAF COTTONWOOD	2" CAL.	50'X35'	4		4
	QB	QUERCUS BICOLOR SWAMP WHITE OAK	2" CAL.	55'X50'	3		3
	QM	QUERCUS MACROCARPA BURR OAK	3" CAL.	60'X40'	22	16	38
	QU	QUERCUS MUEHLENBERGII CHINKAPIN OAK	2" CAL.	50'X50'	11		11
	UO	ULMUS AMERICANA 'LEWIS & CLARK' PRAIRIE EXPEDITION® AMERICAN ELM	2 " CAL.	30'X30'	24		24
	UC	ULMUS X 'FRONTIER' FRONTIER ELM	2 " CAL.	30'X30'		44	44
				TOTAL	**159**	**92**	**251**

PLANT LEGEND

SYMBOL	CODE	BOTANICAL/COMMON NAME	SIZE	MATURE	PHASE 1 QTY	PHASE 2 QTY	TOTAL
EVERGREEN TREES							
	PL	PINUS FLEXILIS LIMBER PINE	8` HT.	50`X30`	13		13
	PN	PINUS NIGRA AUSTRIAN PINE	8` HT.	50`X30`		8	8
	PP2	PINUS PONDEROSA PONDEROSA PINE	8` HT.	80`X30`	9	10	19
				TOTAL	**22**	**18**	**40**

PLANT LEGEND

SYMBOL	CODE	BOTANICAL/COMMON NAME	SIZE	MATURE	PHASE 1 QTY	PHASE 2 QTY	TOTAL
ORNAMENTAL TREES							
	AG	ACER GRANDIDENTATUM BIGTOOTH MAPLE	2" CAL.	25'X25'	2		2
	AG2	ACER GRISEUM PAPERBARK MAPLE	2" CAL.	25'X20'	14	3	17
	AI	AMELANCHIER X GRANDIFLORA 'AUTUMN BRILLIANCE' AUTUMN BRILLIANCE SERVICEBERRY	2" CAL.	10'X12'	3		3
	AS	AMELANCHIER ALNIFOLIA SERVICEBERRY	2 " CAL.	20'X25'	19	4	23
	CC	CRATAEGUS CHRYSOCARPA FIREBERRY HAWTHORN	2 " CAL.	25'X25'	16		16
				TOTAL	**54**	**7**	**61**

SHORT GRASS PRAIRIE MIX

BY: WESTERN NATIVE SEED
www.westernnativeseed.com
+/- 818,000 SF

SPECIES	SEEDING RATE: 1-2 lbs per 1,000 sf.
BUFFALO GRASS *BUCHLOE DACTYLOIDES*	45%
BLUE GRAMA *BOUTELOUA GRACILIS*	50%
WESTERN WHEATGRASS PASCOPYRUM SMITHII	3%
SPOROBOLUS CRYPTANDRUS SAND DROPSEED	2%

ENHANCED SHORT GRASS PRAIRIE MIX

BY: WESTERN NATIVE SEED
www.westernnativeseed.com
+/- 48,000 SF

SPECIES	SEEDING RATE: 1-2 lbs per 1,000 sf.	QUANTITY
BUFFALO GRASS *BUCHLOE DACTYLOIDES*	45%	+/-48,000 SF
BLUE GRAMA *BOUTELOUA GRACILIS*	50%	
WESTERN WHEATGRASS PASCOPYRUM SMITHII	3%	
SPOROBOLUS CRYPTANDRUS SAND DROPSEED	2%	
WILDFLOWER PERENNIAL MIX SPECIES MIX,TBD	4" PLUGS @ 18" O.C. , 10% OF TOTAL AREA	+/- 2,100 4" PLUGS
GRASSES AND PERENNIAL MIX SPECIES MIX,TBD	1 GAL. @ 18" O.C., 10% OF TOTAL AREA	+/- 2,100 (1 GAL.)

LANDSCAPE AREA

	HOSPITAL LIMITS +/- SF	MOB LIMITS +/- SF	TOTAL AREA +/- SF
SHORT GRASS PRARIE	435,782 SF	385,693 SF	821,475 SF
ENHANCED SHORT PRAIRIE GRASS	38,974 SF	8,938 SF	47,912 SF
ENTRY DRIVE MAINTENANCE EDGE	9,062 SF		9,062 SF
CONTAINER PLANING BED AREAS (NO HATCH)	43,000 SF		+/-43,000 SF
PARKING MAINTENANCE EDGE / RIBBON BIOSWALE	10,188 SF	7,490SF	17,687 SF
BUILDING MAINTENANCE EDGE	13,865 SF	383 SF	14,248 SF
RIBBON/ENTRY PLANTING ZONES			
PERENNIALS	3,838 SF	1,000 SF	4,838 SF
LOW SHRUBS	9,864 SF		9,864 SF
ORNAMENTAL GRASS / PERENNIALS MIX	1,541 SF		1,541 SF
TOTAL LANDSCAPE AREA	566,114 SF	403,504 SF	969,648 SF

PLANT LEGEND

SYMBOL	CODE	BOTANICAL/COMMON NAME	SIZE	MATURE	PHASE 1 QTY	PHASE 2 QTY	TOTAL
PARKING/PERIMETER AREA							
	AF	AMORPHA FRUTICOSA FALSE INDIGO	5 GAL	7'X7'	3	2	5
	AT	ARTEMISIA TRIDENTATA BIG SAGEBRUSH	5 GAL	6'X6'	71	77	148
	BC	BERBERIS THUNBERGII 'CRIMSON PYGMY' CRIMSON PYGMY JAPANESE BARBERRY	5 GAL	2'X2'	50	79	129
	CR	CORNUS SERICEA RED TWIG DOGWOOD	5 GAL	6'X8'	29	76	105
	FP	FALLUGIA PARADOXA APACHE PLUME	5 GAL	5'X5'	44	105	149
	RA2	RHUS AROMATICA 'GRO-LOW' GRO-LOW FRAGRANT SUMAC	5 GAL	2'X6'	136	175	311
	RG	RHUS GLABRA SMOOTH SUMAC	4` HT.	10'X10'	1	30	31
	RG2	RIBES ALPINUM 'GREEN MOUND' GREEN MOUND ALPINE CURRANT	5 GAL	3'X3'	285	356	641
	RA	RIBES AUREUM GOLDEN CURRANT	5 GAL	5'X5'	12	17	29
	YG	YUCCA GLAUCA SOAPWEED	5 GAL	3'X3'	238	220	458
				TOTAL	**869**	**1137**	**2006**

PLANT LEGEND

SYMBOL	CODE	BOTANICAL/COMMON NAME	SIZE	MATURE	PHASE 1 QTY	PHASE 2 QTY	TOTAL
RIBBON CONCEPTUAL PLANT LIST					(ESTIMATED AND NOT SHOWN ON PLANS)		
	AL	AMORPHA CANESCENS LEADPLANT	5 GAL	2'X2'	270		
	BG	BOUTELOUA GRACILIS BLUE GRAMA GRASS	3 GAL	2'X2'	180		
	CB	CARYOPTERIS X CLANDONENSIS 'BLUE MIST' BLUE MIST BLUEBEARD	5 GAL	4'X3'	250		
	ES	ERIGERON SPECIOSUS SHOWY FLEABANE	3 GAL	2'X2'	30		
	GA	GAILLARDIA ARISTATA BLANKET FLOWER	3 GAL	2'X2'	35		
	HS	HELICTOTRICHON SEMPERVIRENS BLUE OAT GRASS	3 GAL	3'X3'	180		
	HO	HEMEROCALLIS X 'STELLA DE ORO' STELLA DE ORO DAYLILY	1 GAL	2'X2'	50		
	LP	LIATRIS PUNCTATA DOTTED BLAZING STAR	1 GAL	2'X2'	50		
	MR	MISCANTHUS SINENSIS 'ROTSILBER' RED SILVER EULALIA GRASS	3 GAL	4'X4'	180		
	MU	MUHLENBERGIA REVERCHONII 'PUND015' UNDAUNTED® RUBY MUHLY	3 GAL	2'X2'	180		
	PW	PENSTEMON WHIPPLEANUS WHIPPLE'S PENSTEMON	1 GAL	3'X2'	20		
	PP	POTENTILLA FRUTICOSA 'PINK BEAUTY' PINK BEAUTY BUSH CINQUEFOIL	5 GAL	3'X3'	300		
	RH	RUDBECKIA HIRTA BLACK-EYED SUSAN	1 GAL	1'X2'	40		
				TOTAL	**1765**		

REDTAIL RIDGE PUD #6

PLANNED UNIT DEVELOPMENT AND SPECIAL REVIEW USE
LOT # 1, BLOCK 2, REDTAIL RIDGE PUD #6
CITY OF LOUISVILLE, COUNTY OF BOULDER, COLORADO
CASE #

SMITHGROUP
1675 LARIMER STREET
SUITE 500
DENVER, CO 80202
303.832.3272
smithgroup.com

Kimley»Horn
6200 SOUTH SYRACUSE WAY
SUITE 300
GREENWOOD VILLAGE, CO 80111
303.228.2307
kimley-horn.com

ISSUED FOR	DATE
3rd PUD SUBMITTAL	06MAY2026
2nd PUD SUBMITTAL	10FEB2026
1st PUD SUBMITTAL	17NOV2025

SEALS AND SIGNATURES

NOT FOR CONSTRUCTION

KEYPLAN

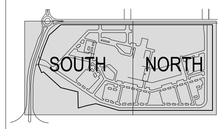

PROJECT NORTH

SCALE

SCALE: NTS

SHEET TITLE

LANDSCAPE PLANTING SCHEDULE

PUD SHEET NUMBER: 17 of 39
SHEET ID: LP103
PROJECT NUMBER: 15696

Plot Date:

Parc Vue® Backed Bench, 72in, Surface Mount, with End Arms and Divider
Product Drawing www.landscapeforms.com Date: 5/19/2010 Ph: 800.521.2546

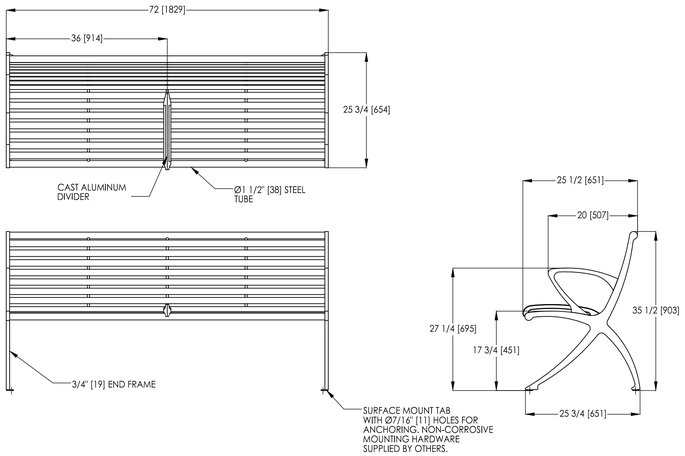

landscapeforms Drawing: PV644-08
Dimensions are in inches [mm]
U.S. Patent Nos.: D532,630; D534,021; D536,824

CONFIDENTIAL DRAWING INFORMATION CONTAINED HEREIN IS THE PROPERTY OF LANDSCAPE FORMS, INC. INTENDED USE IS LIMITED TO DESIGN PROFESSIONALS SPECIFYING LANDSCAPE FORMS, INC. PRODUCTS AND THEIR DIRECT CLIENTS. DRAWING IS NOT TO BE COPIED OR DISCLOSED TO OTHERS WITHOUT THE CONSENT OF LANDSCAPE FORMS, INC. ©2013 LANDSCAPE FORMS, INC. ALL RIGHTS RESERVED.

1 PARC VUE BENCH

SCALE: 1/16" = 1'

Chase Parks® Small Opening Litter Receptacle, With Sand Pan, With Lock
Product Drawing www.landscapeforms.com Date: 8/22/2019 Ph: 800.521.2546

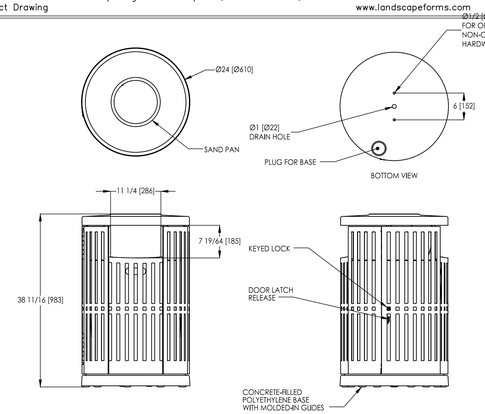

landscapeforms Drawing: CP362-04
Dimensions are in inches [mm]

CONFIDENTIAL DRAWING INFORMATION CONTAINED HEREIN IS THE PROPERTY OF LANDSCAPE FORMS, INC. INTENDED USE IS LIMITED TO DESIGN PROFESSIONALS SPECIFYING LANDSCAPE FORMS, INC. PRODUCTS AND THEIR DIRECT CLIENTS. DRAWING IS NOT TO BE COPIED OR DISCLOSED TO OTHERS WITHOUT THE CONSENT OF LANDSCAPE FORMS, INC. ©2013 LANDSCAPE FORMS, INC. ALL RIGHTS RESERVED.

2 CHASE LITTER RECEPTACLE

SCALE: 1/16" = 1'

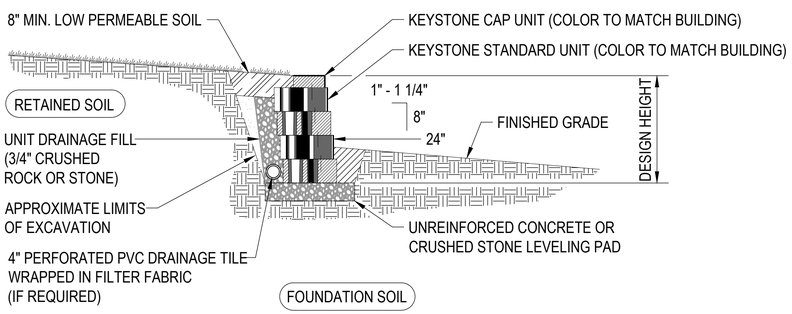

3 TYPICAL GRAVITY RETENTION WALL (HEIGHT OF 2.5' MAX.)

SCALE: NTS

Plot Date:

REDTAIL RIDGE PUD #6

PLANNED UNIT DEVELOPMENT AND SPECIAL REVIEW USE
LOT # 1, BLOCK 2, REDTAIL RIDGE PUD #6
CITY OF LOUISVILLE, COUNTY OF BOULDER, COLORADO
CASE #

SMITHGROUP
1675 LARIMER STREET
SUITE 500
DENVER, CO 80202
303.832.3272
smithgroup.com

Kimley»Horn
6200 SOUTH SYRACUSE WAY
SUITE 300
GREENWOOD VILLAGE, CO 80111
303.228.2307
kimley-horn.com

ISSUED FOR	DATE
3rd PUD SUBMITTAL	06MAY2026
2nd PUD SUBMITTAL	10FEB2026
1st PUD SUBMITTAL	17NOV2025

SEALS AND SIGNATURES

NOT FOR CONSTRUCTION

KEYPLAN

SCALE

SCALE: NTS

SHEET TITLE

SITE AMENITIES DETAILS

PUD SHEET NUMBER 18 of 39
SHEET ID LS500
PROJECT NUMBER 15696

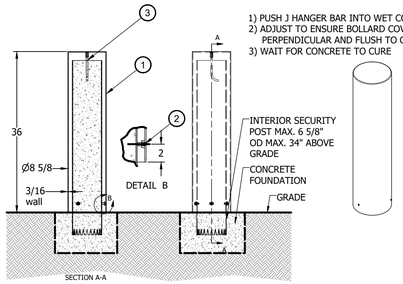

1) PUSH J HANGER BAR INTO WET CONCRETE
2) ADJUST TO ENSURE BOLLARD COVER IS PERPENDICULAR AND FLUSH TO GRADE
3) WAIT FOR CONCRETE TO CURE

SPECIFICATIONS:

HEIGHT: 36"
BASE DIAMETER: 8 5/8"
WEIGHT: 47 LBS (BOLLARD ONLY)
MATERIAL: STAINLESS STEEL 316
MAX. INTERIOR SECURITY POST SIZE: 6 5/8" X 34" (DIAMETER X HEIGHT)

FINISH OPTIONS:
MATCH STYLE OF METALWORK ON BUILDING. REFER TO ARCHITECTURE.

MANUFACTURER:
METALCO

MODEL:
DIX (CRASH-RATED)

INSTALLATION IN NEW CONCRETE

Notes:
1) INSTALL PER MANUFACTURERS SPECIFICIATIONS

1 BOLLARD
SCALE: NTS

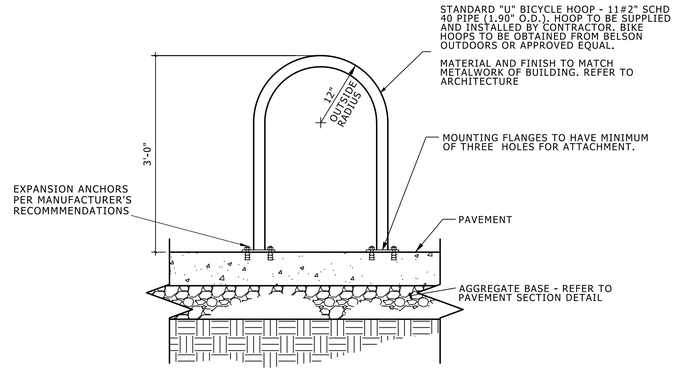

NOTE:
BICYCLE HOOPS TO BE 3' O.C.

2 U BIKE RACK
SCALE: NTS

STEEL LOUVERED FENCE
MODEL : SHADOW 80
MANUFACTURER: AMETCO
8' HT.
COLOR TO MATCH STYLE OF METALWORK ON BUILDING.
REFER TO ARCHITECTURE

3 UTILITY SCREEN FENCE
SCALE: NTS

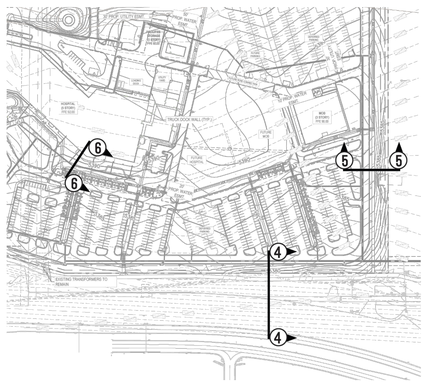

SECTION KEY

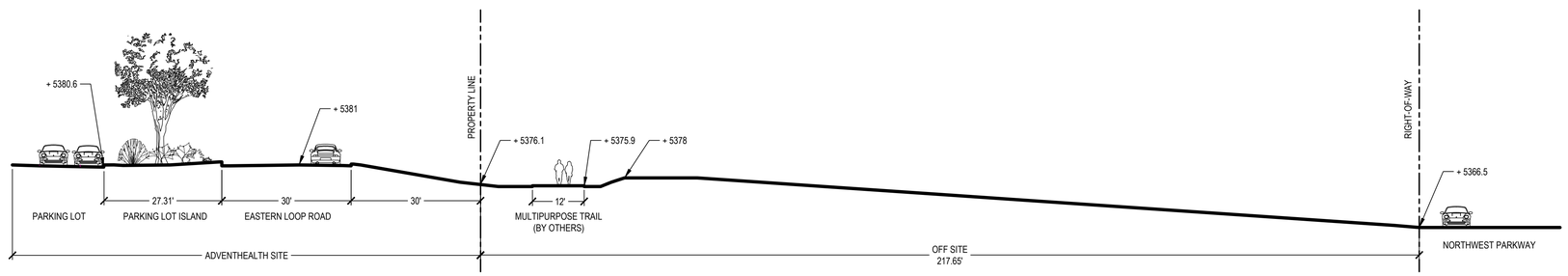

4 EAST LOOP ROAD
SECTION
SCALE: 1/16" = 1' - 0"

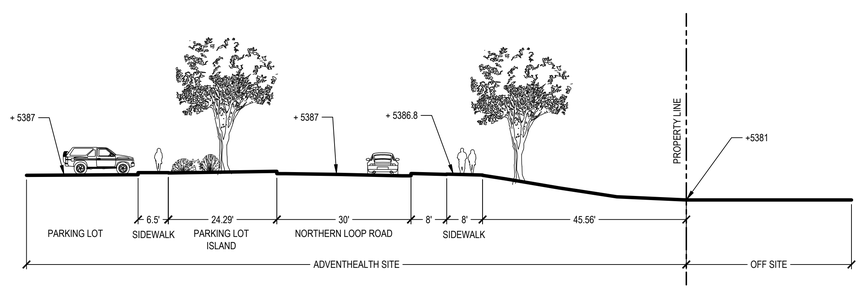

5 NORTH LOOP ROAD
SECTION
SCALE: 1/16" = 1' - 0"

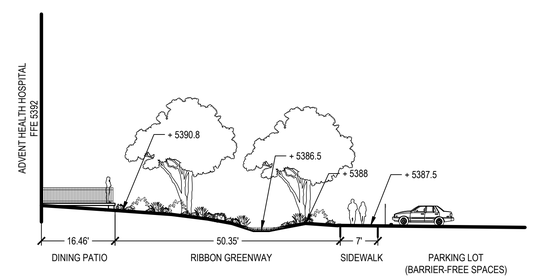

6 DINING PATIO AND RIBBON GREENWAY
SECTION
SCALE: 1/16" = 1' - 0"

Plot Date:

REDTAIL RIDGE PUD #6

PLANNED UNIT DEVELOPMENT AND SPECIAL REVIEW USE
LOT # 1, BLOCK 2, REDTAIL RIDGE PUD #6
CITY OF LOUISVILLE, COUNTY OF BOULDER, COLORADO
CASE #

SMITHGROUP
1675 LARIMER STREET
SUITE 500
DENVER, CO 80202
303.832.3272
smithgroup.com

Kimley»Horn
6200 SOUTH SYRACUSE WAY
SUITE 300
GREENWOOD VILLAGE, CO 80111
303.228.2307
kimley-horn.com

ISSUED FOR	DATE
3rd PUD SUBMITTAL	06MAY2026
2nd PUD SUBMITTAL	10FEB2026
1st PUD SUBMITTAL	17NOV2025

SEALS AND SIGNATURES

NOT FOR CONSTRUCTION

KEYPLAN

SCALE

SCALE: NTS

SHEET TITLE

SITE AMENITIES DETAILS

PUD SHEET NUMBER
19 of 39

SHEET ID
LS501

PROJECT NUMBER
15696

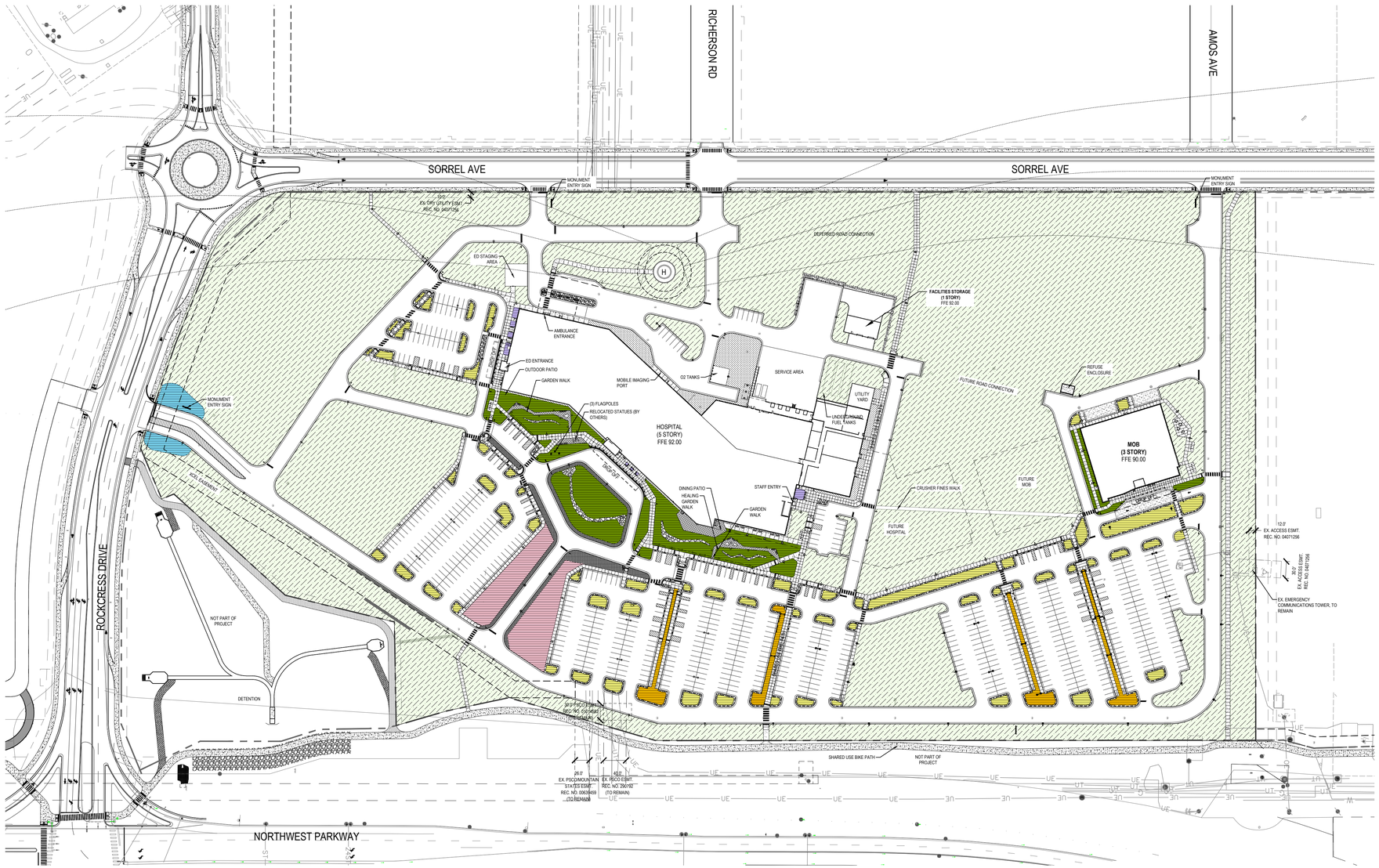

TOPDRESS LEGEND
IRRIGATION LEGEND

- PERMANENT IRRIGATION
  PRESSURE COMPENSATING DRIP IRRIGATION
  PRESSURE COMPENSATING SPRAY IRRIGATION
- TEMPORARY IRRIGATION
  (REMOVED WITHIN 1 YEAR OF PLANT ESTABLISHMENT)
- ISLAND PLANTING
- MEDIAN PLANTING
- MAIN DRIVE PLANTING
- RIBBON
- ROCKRESS ENTRY
- BUILDING PLANTERS

SITE AREA - PHASE 1 & 2	PERMANENT IRRIGATION
ZONES	
ISLAND PLANTING	23,827 SF
MEDIAN PLANTING	9,187 SF
MAIN DRIVE PLANTING	17,698 SF
RIBBON	47,912 SF
ROCKRESS ENTRY	4,965 SF
BUILDING PLANTERS	9,087 SF
TOTAL	100,867 SF

SITE AREA	TEMPORARY IRRIGATION
ZONES	
SHORT GRASS PRARIE	821,475 SF
TOTAL	821,475 SF

REDTAIL RIDGE PUD #6

PLANNED UNIT DEVELOPMENT AND SPECIAL REVIEW USE
LOT # 1, BLOCK 2, REDTAIL RIDGE PUD #6
CITY OF LOUISVILLE, COUNTY OF BOULDER, COLORADO
CASE #

SMITHGROUP
1675 LARIMER STREET
SUITE 500
DENVER, CO 80202
303.832.3272
smithgroup.com

Kimley»Horn
6200 SOUTH SYRACUSE WAY
SUITE 300
GREENWOOD VILLAGE, CO 80111
303.228.2307
kimley-horn.com

ISSUED FOR	DATE
3rd PUD SUBMITTAL	06MAY2026
2nd PUD SUBMITTAL	10FEB2026
1st PUD SUBMITTAL	17NOV2025

SEALS AND SIGNATURES

NOT FOR CONSTRUCTION

KEYPLAN

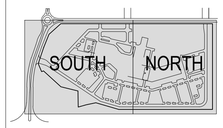

PROJECT NORTH

SCALE

0' 50' 100' 200'

SCALE: 1"=100'

SHEET TITLE

IRRIGATION HYDROLOGY

PUD SHEET NUMBER: 20 of 39

SHEET ID: LI100

PROJECT NUMBER: 15696

Plot Date:

FIXTURE TYPE	GENERAL DESCRIPTION	POLE HEIGHT	LOCATION	LUMENS	SYSTEM WATTAGE	COLOR TEMP.	CRI	VOLTAGE	DRIVER	CONTROL TYPE	MANUFACTURER + CATALOGUE #
B1	RECESSED DAMP LOCATION RATED ROUND 3IN DOWNLIGHT, 60 DEGREE BEAM	-	CANOPY	2500	25.8EA.	3500	90+	UNIV	INTEGRAL	0-10V 1%	3G LIGHTING 3G-DL33RF-25-H95-35K-60D-UNV-DIM-[FINISH]-[OPTIONS]
B2	RECESSED WET LOCATION RATED SQUARE 6IN DOWNLIGHT, WIDE DISTRIBUTION	-	CANOPY	8139	69.2EA.	3500	80+	UNIV	INTEGRAL	0-10V 1%	PRESCOLITE LFR-6SQD-M-80L-35K8MD-DM1 TRIM: LFR-6SQD-T-CL-S
D1	ROADWAY POLE SINGLE HEAD, TYPE 3 DISTRIBUTION. 16FT 0IN OVERALL POLE HEIGHT. POLE TO BE FIELD CUT.	-	SITE	2812	30EA.	4000	70+	UNIV	INTEGRAL	-	KIM LIGHTING UR20-28L-30-3K7-3-UNV-PT24-[FINISH]-[OPTIONS] POLE: RSAK14-40A-1-[DRILL]-[FINISH]-[OPTIONS]
EN	CEILING MOUNTED IP65 RATED LINEAR, 10 X 30 DEGREE DISTRIBUTION, 60IN LENGTH	-	CANOPY	925	5/FT	4000	-	120V ONLY	INTEGRAL	DMX	INSIGHT LIGHTING AP-LO-RBG40-1030-60-120-[CONTROL OPTIONS]-[FINISH]-[OPTIONS]
P1	ROADWAY POLE SINGLE HEAD, TYPE 3 DISTRIBUTION. 10FT 0IN OVERALL POLE HEIGHT. POLE TO BE FIELD CUT.	10' OVERALL	SITE	6293	65EA.	4000	70+	UNIV	INTEGRAL	-	KIM LIGHTING UR20-24L-65-3K7-3-UNV-PT24-[FINISH]-[OPTIONS] POLE: RSAK14-40A-1-[DRILL]-[FINISH]-[OPTIONS]
P2	PEDESTIAN BOLLARD. TYPE ME DISTRIBUTION. 3FT 3IN OVERALL BOLLARD HEIGHT.	-	HEALING WALKS	1132	10EA.	4000	80+	UNIV	INTEGRAL	-	LIGMAN LIGHTING UJE-10571-10W-ME-W40-[FINISH]-120/277v
S2	ROADWAY POLE SINGLE HEAD, TYPE 3 DISTRIBUTION. 24FT 0IN OVERALL POLE HEIGHT. POLE TO BE FIELD CUT.	24' OVERALL	SITE	5028	39.1EA.	4000	70+	UNIV	INTEGRAL	-	BEACON LIGHTING VP-ST-1-36L-39-3K7-3-UNV-PT24-[FINISH]-[OPTIONS] POLE: RSAB-S25-60A-B-1[DRILL]-[FINISH]-[OPTIONS]
S3A	ROADWAY POLE SINGLE HEAD, TYPE 3 DISTRIBUTION. 24FT 0IN OVERALL POLE HEIGHT. POLE TO BE FIELD CUT.	24' OVERALL	SITE	11505	108.2EA.	4000	70+	UNIV	INTEGRAL	-	BEACON LIGHTING VP-ST-1-36L-105-3K7-3-UNV-A5-[FINISH]-[OPTIONS] POLE: RSAB-S25-60A-B-1[DRILL]-[FINISH]-[OPTIONS]
S3B	ROADWAY POLE SINGLE HEAD, TYPE 3 DISTRIBUTION. 24FT 0IN OVERALL POLE HEIGHT. POLE TO BE FIELD CUT.	24' OVERALL	SITE	11505	108.2EA.	4000	70+	UNIV	INTEGRAL	-	BEACON LIGHTING VP-ST-1-36L-105-3K7-3-UNV-A5-[FINISH]-HSS-90-B POLE: RSAB-S25-60A-B-1[DRILL]-[FINISH]-[OPTIONS]
S4A	ROADWAY POLE SINGLE HEAD, TYPE 4 FORWARD DISTRIBUTION. 24FT 0IN OVERALL POLE HEIGHT. POLE TO BE FIELD CUT.	24' OVERALL	SITE	11660	108.2EA.	4000	70+	UNIV	INTEGRAL	-	BEACON LIGHTING VP-ST-1-36L-105-3K7-4F-UNV-A5-[FINISH]-[OPTIONS] POLE: RSAB-S25-60A-B-1[DRILL]-[FINISH]-[OPTIONS]
S4B	ROADWAY POLE SINGLE HEAD, TYPE 4 FORWARD DISTRIBUTION. 24FT 0IN OVERALL POLE HEIGHT. POLE TO BE FIELD CUT.	24' OVERALL	SITE	11660	108.2EA.	4000	70+	UNIV	INTEGRAL	-	BEACON LIGHTING VP-ST-1-36L-105-3K7-4F-UNV-A5-[FINISH]-[OPTIONS] POLE: RSAB-S25-60A-B-1[DRILL]-[FINISH]-[OPTIONS]
S5A	ROADWAY POLE DOUBLE HEAD, TYPE 4 FORWARD DISTRIBUTION. 24FT 0IN OVERALL POLE HEIGHT. POLE TO BE FIELD CUT.	24' OVERALL	SITE	11660	216.4EA.	4000	70+	UNIV	INTEGRAL	-	BEACON LIGHTING VP-ST-1-36L-105-3K7-4F-UNV-A5-[FINISH]-[OPTIONS] POLE: RSAB-S25-60A-B-1[DRILL]-[FINISH]-[OPTIONS]
S5B	ROADWAY POLE DOUBLE HEAD, TYPE 4 FORWARD DISTRIBUTION. 24FT 0IN OVERALL POLE HEIGHT. POLE TO BE FIELD CUT.	24' OVERALL	SITE	11660	216.4EA.	4000	70+	UNIV	INTEGRAL	-	BEACON LIGHTING VP-ST-1-36L-105-3K7-4F-UNV-A5-[FINISH]-[OPTIONS] POLE: RSAB-S25-60A-B-1[DRILL]-[FINISH]-[OPTIONS]
WM1	EXTERIOR WALL MOUNTED TYPE 4 FORWARD DISTRIBUTION	-	EXTERIOR	3343	30EA.	4000	80+	UNIV	INTEGRAL	-	KIM LIGHTING WDS-D-24L-30-3K8-4F-UNV-[FINISH]-[OPTIONS]
U2	POLE MOUNT FLAG POLE LIGHT. UL LISTED FOR WET LOCATIONS.	-	FLAGPOLES	5000	58EA.	4000	80+	UNIV	INTEGRAL	-	LITHIONA LWR-5000-277-80-41K-[POLE DIA.]

NOTE: MAX ALLOWABLE POLE HEIGHT TO BE USED IS 24'-0" FROM F.G. TO TOP OF FIXTURE. SEE DETAIL 01 ON PAGE E-01

Statistics

Description	Symbol	Avg	Max	Min	Max/Min	Avg/Min
Central Parking Lot	+	1.5 fc	4.0 fc	0.4 fc	10.0:1	3.8:1
East Exit Discharge	+	2.7 fc	6.5 fc	0.5 fc	13.0:1	5.4:1
East Parking	+	1.7 fc	4.3 fc	0.2 fc	21.5:1	8.5:1
Full Site	+	0.9 fc	57.3 fc	0.0 fc	N/A	N/A
Healing walk	+	1.6 fc	6.8 fc	0.3 fc	22.7:1	5.3:1
healing walk- north	+	2.2 fc	9.1 fc	0.2 fc	45.5:1	11.0:1
Main Drive	+	1.7 fc	12.7 fc	0.2 fc	63.5:1	8.5:1
Main Entry	+	11.4 fc	19.0 fc	3.0 fc	6.3:1	3.8:1
Main North Drive	+	1.7 fc	3.0 fc	0.9 fc	3.3:1	1.9:1
MOB Drive	+	1.4 fc	4.5 fc	0.1 fc	45.0:1	14.0:1
MOB ENTRANCE	+	9.0 fc	14.5 fc	4.7 fc	3.1:1	1.9:1
MOB walkway	+	3.6 fc	7.2 fc	0.7 fc	10.3:1	5.1:1
North Drive	+	1.3 fc	3.1 fc	0.2 fc	15.5:1	6.5:1
North Parking Lot	+	1.9 fc	4.4 fc	0.2 fc	22.0:1	9.5:1
Property Line	+	0.0 fc	0.3 fc	0.0 fc	N/A	N/A
South Drive	+	1.2 fc	2.8 fc	0.2 fc	14.0:1	6.0:1
South ED Entrance	+	14.5 fc	22.3 fc	3.3 fc	6.8:1	4.4:1
South Exit Discharge	+	3.6 fc	15.6 fc	1.0 fc	15.6:1	3.6:1
South Main Drive	+	2.4 fc	21.6 fc	0.5 fc	43.2:1	4.8:1
South Parking Lot	+	1.6 fc	3.7 fc	0.3 fc	12.3:1	5.3:1
staff outdoor area	+	2.2 fc	4.9 fc	0.2 fc	24.5:1	11.0:1
SW Parking Lot	+	2.0 fc	7.8 fc	0.4 fc	19.5:1	5.0:1
West Drive/ Helicopter Pad	+	0.9 fc	20.4 fc	0.1 fc	204.0:1	9.0:1
West ED Entry	+	39.7 fc	94.1 fc	5.9 fc	15.9:1	6.7:1

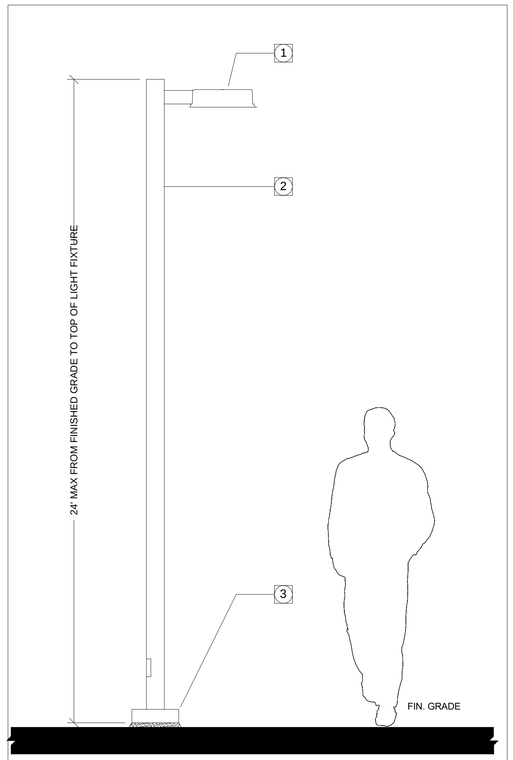

1. CUTOFF LUMINAIRE SECURES TO POLE. FACTORY-DRILLED. FOR FIXTURE ATTACHMENT. REFER TO FIXTURE SCHEDULE FOR POWER AND BEAM DISTRIBUTION DETAILS. REFER TO FIXTURE SCHEDULE FOR FINISH INFORMATION.
2. STRAIGHT POLE SHAFT. REFER TO FIXTURE SCHEDULE FOR FINISH INFORMATION.
3. POLE BASE. REFER TO STRUCTURAL DETAILS FOR ACTUAL DIMENSIONS.

1 LIGHT POLE BASE DETAIL
N.T.S.

REDTAIL RIDGE PUD #6

PLANNED UNIT DEVELOPMENT AND SPECIAL REVIEW USE
LOT #1, BLOCK 2, REDTAIL RIDGE PUD #6
CITY OF LOUISVILLE, COUNTY OF BOULDER, COLORADO
CASE #

ADVENT HEALTH LOUISVILLE

100 HEALTH PARK DRIVE
LOUISVILLE, CO 80027
303.673.1000
www.adventhealth.com

SMITHGROUP

1675 LARIMER STREET
SUITE 500
DENVER, CO 80202
303.832.3272
smithgroup.com

Kimley»Horn
6200 SOUTH SYRACUSE WAY
SUITE 300
GREENWOOD VILLAGE, CO 80111
303.228.2307
kimley-horn.com

WSP

2000 SOUTH COLORADO BOULEVARD
SUITE 2-1000
DENVER, CO 80222
WWW.WSP.com

ISSUED FOR	DATE
3RD PUD SUBMITTAL	06MAY2026
2nd PUD SUBMITTAL	10FEB2026
1st PUD SUBMITTAL	17NOV2025

SEALS AND SIGNATURES

NOT FOR CONSTRUCTION

KEYPLAN

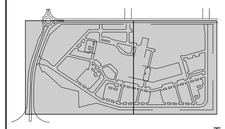

TRUE NORTH

SCALE
As indicated

SHEET TITLE
SITE LIGHTING SCHEDULE

PUD SHEET NUMBER: 21 OF 39
SG SHEET NUMBER: E-01

PROJECT NUMBER
15696.00
REDTAIL RIDGE PUD #6

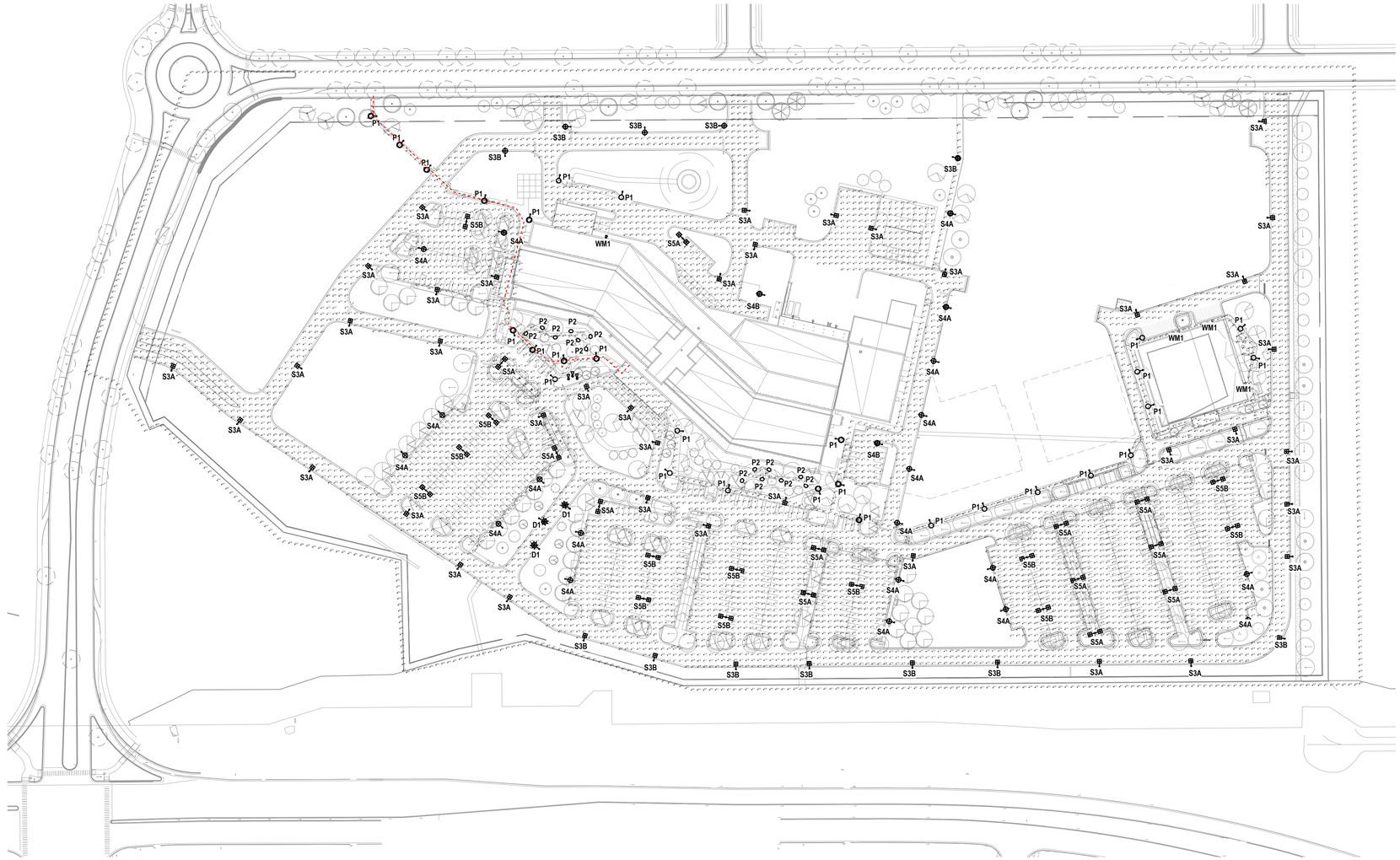

FIXTURE TYPE	GENERAL DESCRIPTION	LOCATION	LUMENS	SYSTEM WATTAGE	COLOR TEMP.	CRI	VOLTAGE	DRIVER	CONTROL TYPE	MANUFACTURER + CATALOGUE #
B1	RECESSED DAMP LOCATION RATED ROUND 3IN DOWNLIGHT, 60 DEGREE BEAM	CANOPY	2500	25.8EA.	3500	90+	UNIV	INTEGRAL	0-10V 1%	3G LIGHTING 3G-DL33RF-25-H95-35K-60D-UNV-DIM-[FINISH]-[OPTIONS]
B2	RECESSED WET LOCATION RATED SQUARE 6IN DOWNLIGHT, WIDE DISTRIBUTION	CANOPY	8139	69.2EA.	3500	80+	UNIV	INTEGRAL	0-10V 1%	PRESCOLITE LFR-6SQD-M-80L-35K8MD-DM1 TRIM: LFR-6SQD-T-CL-S
D1	ROADWAY POLE SINGLE HEAD, TYPE 3 DISTRIBUTION. 16FT 0IN OVERALL POLE HEIGHT. POLE TO BE FIELD CUT.	SITE	2812	30EA.	4000	70+	UNIV	INTEGRAL	-	KIM LIGHTING UR20-28L-30-3K7-3-UNV-PT24-[FINISH]-[OPTIONS] POLE: RSAK14-40A-1-[DRILL]-[FINISH]-[OPTIONS]
EN	CEILING MOUNTED IP65 RATED LINEAR, 10 X 30 DEGREE DISTRIBUTION, 60IN LENGTH	CANOPY	925	5/FT	4000	-	120V ONLY	INTEGRAL	DMX	INSIGHT LIGHTING AP-LO-RBG40-1030-60-120-[CONTROL OPTIONS]-[FINISH]-[OPTIONS]
P1	ROADWAY POLE SINGLE HEAD, TYPE 3 DISTRIBUTION. 10FT 0IN OVERALL POLE HEIGHT. POLE TO BE FIELD CUT.	SITE	6293	65EA.	4000	70+	UNIV	INTEGRAL	-	KIM LIGHTING UR20-24L-65-3K7-3-UNV-PT24-[FINISH]-[OPTIONS] POLE: RSAK14-40A-1-[DRILL]-[FINISH]-[OPTIONS]
P2	PEDESTIAN BOLLARD. TYPE ME DISTRIBUTION. 3FT 3IN OVERALL BOLLARD HEIGHT.	HEALING WALKS	1132	10EA.	4000	80+	UNIV	INTEGRAL	-	LIGMAN LIGHTING UJE-10571-10W-ME-W40-[FINISH]-120/277v
S2	ROADWAY POLE SINGLE HEAD, TYPE 3 DISTRIBUTION. 24FT 0IN OVERALL POLE HEIGHT. POLE TO BE FIELD CUT.	SITE	5028	39.1EA.	4000	70+	UNIV	INTEGRAL	-	BEACON LIGHTING VP-ST-1-36L-39-3K7-3-UNV-PT24-[FINISH]-[OPTIONS] POLE: RSAB-S25-60A-B-1[DRILL]-[FINISH]-[OPTIONS]
S3A	ROADWAY POLE SINGLE HEAD, TYPE 3 DISTRIBUTION. 24FT 0IN OVERALL POLE HEIGHT. POLE TO BE FIELD CUT.	SITE	11505	108.2EA.	4000	70+	UNIV	INTEGRAL	-	BEACON LIGHTING VP-ST-1-36L-105-3K7-3-UNV-A5-[FINISH]-[OPTIONS] POLE: RSAB-S25-60A-B-1[DRILL]-[FINISH]-[OPTIONS]
S3B	ROADWAY POLE SINGLE HEAD, TYPE 3 DISTRIBUTION. 24FT 0IN OVERALL POLE HEIGHT. POLE TO BE FIELD CUT.	SITE	11505	108.2EA.	4000	70+	UNIV	INTEGRAL	-	BEACON LIGHTING VP-ST-1-36L-105-3K7-3-UNV-A5-[FINISH]-HSS-90-B POLE: RSAB-S25-60A-B-1[DRILL]-[FINISH]-[OPTIONS]
S4A	ROADWAY POLE SINGLE HEAD, TYPE 4 FORWARD DISTRIBUTION. 24FT 0IN OVERALL POLE HEIGHT. POLE TO BE FIELD CUT.	SITE	11660	108.2EA.	4000	70+	UNIV	INTEGRAL	-	BEACON LIGHTING VP-ST-1-36L-105-3K7-4F-UNV-A5-[FINISH]-[OPTIONS] POLE: RSAB-S25-60A-B-1[DRILL]-[FINISH]-[OPTIONS]
S4B	ROADWAY POLE SINGLE HEAD, TYPE 4 FORWARD DISTRIBUTION. 24FT 0IN OVERALL POLE HEIGHT. POLE TO BE FIELD CUT.	SITE	11660	108.2EA.	4000	70+	UNIV	INTEGRAL	-	BEACON LIGHTING VP-ST-1-36L-105-3K7-4F-UNV-A5-[FINISH]-[OPTIONS] POLE: RSAB-S25-60A-B-1[DRILL]-[FINISH]-[OPTIONS]
S5A	ROADWAY POLE DOUBLE HEAD, TYPE 4 FORWARD DISTRIBUTION. 24FT 0IN OVERALL POLE HEIGHT. POLE TO BE FIELD CUT.	SITE	11660	216.4EA.	4000	70+	UNIV	INTEGRAL	-	BEACON LIGHTING VP-ST-1-36L-105-3K7-4F-UNV-A5-[FINISH]-[OPTIONS] POLE: RSAB-S25-60A-B-1[DRILL]-[FINISH]-[OPTIONS]
S5B	ROADWAY POLE DOUBLE HEAD, TYPE 4 FORWARD DISTRIBUTION. 24FT 0IN OVERALL POLE HEIGHT. POLE TO BE FIELD CUT.	SITE	11660	216.4EA.	4000	70+	UNIV	INTEGRAL	-	BEACON LIGHTING VP-ST-1-36L-105-3K7-4F-UNV-A5-[FINISH]-[OPTIONS] POLE: RSAB-S25-60A-B-1[DRILL]-[FINISH]-[OPTIONS]
WM1	EXTERIOR WALL MOUNTED TYPE 4 FORWARD DISTRIBUTION	EXTERIOR	3343	30EA.	4000	80+	UNIV	INTEGRAL	-	KIM LIGHTING WDS-D-24L-30-3K8-4F-UNV-[FINISH]-[OPTIONS]
U2	POLE MOUNT FLAG POLE LIGHT. UL LISTED FOR WET LOCATIONS.	FLAGPOLE S	5000	58EA.	4000	80+	UNIV	INTEGRAL	-	LITHIONA LWR-5000-277-80-41K-[POLE DIA.]

2 SITE PLAN - LIGHTING
1" = 100'-0"

Statistics

Description	Symbol	Avg	Max	Min	Max/Min	Avg/Min
Central Parking Lot	+	1.5 fc	4.0 fc	0.4 fc	10.0:1	3.8:1
East Exit Discharge	+	2.7 fc	6.5 fc	0.5 fc	13.0:1	5.4:1
East Parking	+	1.7 fc	4.3 fc	0.2 fc	21.5:1	8.5:1
Full Site	+	0.9 fc	57.3 fc	0.0 fc	N/A	N/A
Healing walk	+	1.6 fc	6.8 fc	0.3 fc	22.7:1	5.3:1
healing walk- north	+	2.2 fc	9.1 fc	0.2 fc	45.5:1	11.0:1
Main Drive	+	1.7 fc	12.7 fc	0.2 fc	63.5:1	8.5:1
Main Entry	+	11.4 fc	19.0 fc	3.0 fc	6.3:1	3.8:1
Main North Drive	+	1.7 fc	3.0 fc	0.9 fc	3.3:1	1.9:1
MOB Drive	+	1.4 fc	4.5 fc	0.1 fc	45.0:1	14.0:1
MOB ENTRANCE	+	9.0 fc	14.5 fc	4.7 fc	3.1:1	1.9:1
MOB walkway	+	3.6 fc	7.2 fc	0.7 fc	10.3:1	5.1:1
North Drive	+	1.3 fc	3.1 fc	0.2 fc	15.5:1	6.5:1
North Parking Lot	+	1.9 fc	4.4 fc	0.2 fc	22.0:1	9.5:1
Property Line	+	0.0 fc	0.3 fc	0.0 fc	N/A	N/A
South Drive	+	1.2 fc	2.8 fc	0.2 fc	14.0:1	6.0:1
South ED Entrance	+	14.5 fc	22.3 fc	3.3 fc	6.8:1	4.4:1
South Exit Discharge	+	3.6 fc	15.6 fc	1.0 fc	15.6:1	3.6:1
South Main Drive	+	2.4 fc	21.6 fc	0.5 fc	43.2:1	4.8:1
South Parking Lot	+	1.6 fc	3.7 fc	0.3 fc	12.3:1	5.3:1
staff outdoor area	+	2.2 fc	4.9 fc	0.2 fc	24.5:1	11.0:1
SW Parking Lot	+	2.0 fc	7.8 fc	0.4 fc	19.5:1	5.0:1
West Drive/ Helicopter Pad	+	0.9 fc	20.4 fc	0.1 fc	204.0:1	9.0:1
West ED Entry	+	39.7 fc	94.1 fc	5.9 fc	15.9:1	6.7:1

LEGEND

EGRESS PATH

REDTAIL RIDGE PUD #6

PLANNED UNIT DEVELOPMENT AND SPECIAL REVIEW USE
LOT #1, BLOCK 2, REDTAIL RIDGE PUD #6
CITY OF LOUISVILLE, COUNTY OF BOULDER, COLORADO
CASE #

ADVENT HEALTH LOUISVILLE

100 HEALTH PARK DRIVE
LOUISVILLE, CO 80027
303.673.1000
www.adventhealth.com

SMITHGROUP

1675 LARIMER STREET
SUITE 500
DENVER, CO 80202
303.832.3272
smithgroup.com

Kimley»Horn

6200 SOUTH SYRACUSE WAY
SUITE 300
GREENWOOD VILLAGE, CO 80111
303.228.2307
kimley-horn.com

WSP

2000 SOUTH COLORADO BOULEVARD
SUITE 2-1000
DENVER, CO 80222
WWW.WSP.com

ISSUED FOR	DATE
3RD PUD SUBMITTAL	06MAY2026
2nd PUD SUBMITTAL	10FEB2026
1st PUD SUBMITTAL	17NOV2025

SEALS AND SIGNATURES

NOT FOR CONSTRUCTION

KEYPLAN

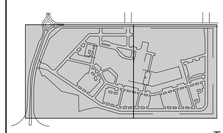

TRUE NORTH

SCALE

As indicated

SHEET TITLE

OVERALL PHOTOMETRIC PLAN - 100 SCALE

PUD SHEET NUMBER	SG SHEET NUMBER
22 OF 39	E-02

PROJECT NUMBER

15696.00

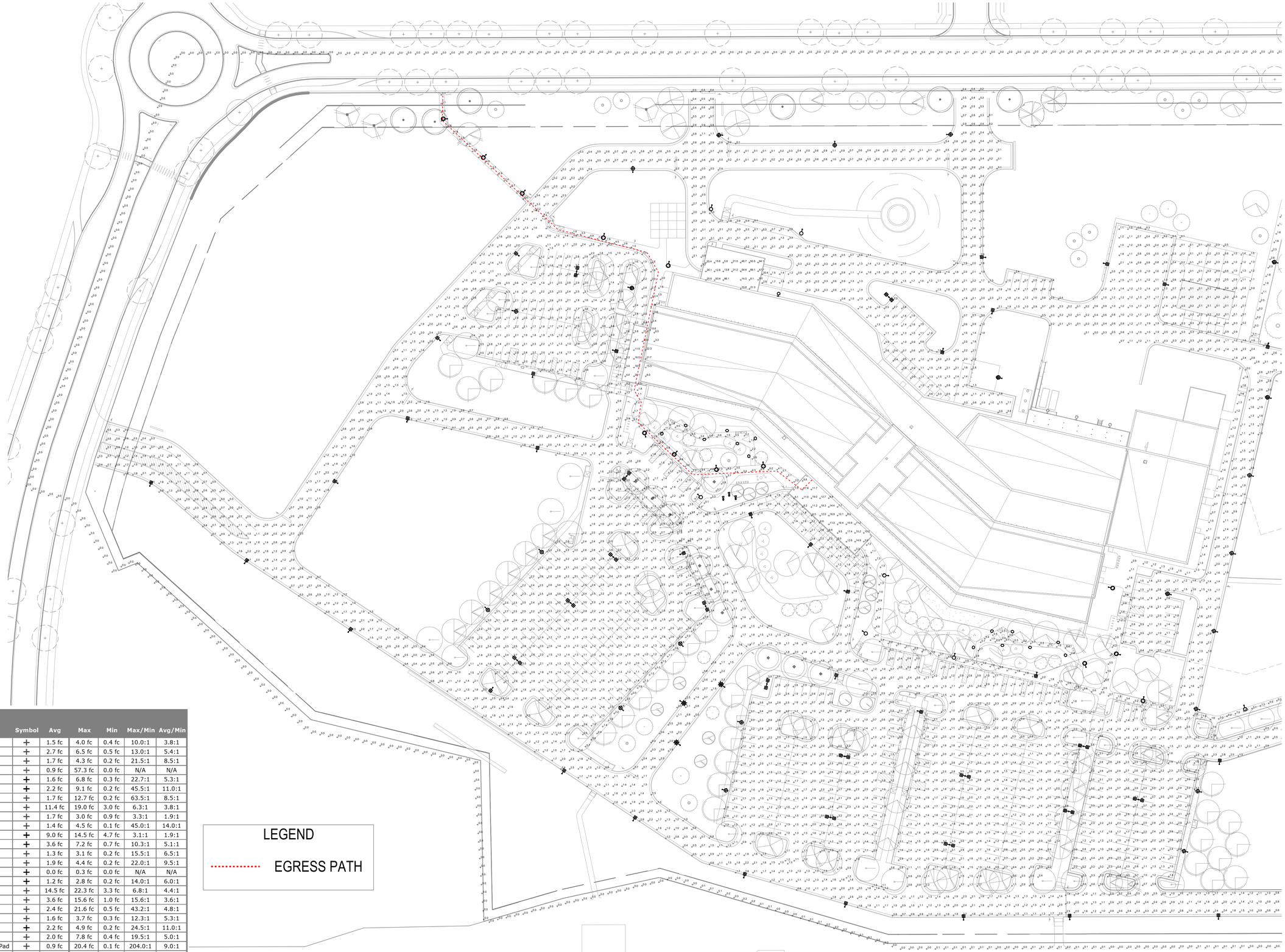

Statistics						
Description	Symbol	Avg	Max	Min	Max/Min	Avg/Min
Central Parking Lot	+	1.5 fc	4.0 fc	0.4 fc	10.0:1	3.8:1
East Exit Discharge	+	2.7 fc	6.5 fc	0.5 fc	13.0:1	5.4:1
East Parking	+	1.7 fc	4.3 fc	0.2 fc	21.5:1	8.5:1
Full Site	+	0.9 fc	57.3 fc	0.0 fc	N/A	N/A
Healing walk	+	1.6 fc	6.8 fc	0.3 fc	22.7:1	5.3:1
healing walk- north	+	2.2 fc	9.1 fc	0.2 fc	45.5:1	11.0:1
Main Drive	+	1.7 fc	12.7 fc	0.2 fc	63.5:1	8.5:1
Main Entry	+	11.4 fc	19.0 fc	3.0 fc	6.3:1	3.8:1
Main North Drive	+	1.7 fc	3.0 fc	0.9 fc	3.3:1	1.9:1
MOB Drive	+	1.4 fc	4.5 fc	0.1 fc	45.0:1	14.0:1
MOB ENTRANCE	+	9.0 fc	14.5 fc	4.7 fc	3.1:1	1.9:1
MOB walkway	+	3.6 fc	7.2 fc	0.7 fc	10.3:1	5.1:1
North Drive	+	1.3 fc	3.1 fc	0.2 fc	15.5:1	6.5:1
North Parking Lot	+	1.9 fc	4.4 fc	0.2 fc	22.0:1	9.5:1
Property Line	+	0.0 fc	0.3 fc	0.0 fc	N/A	N/A
South Drive	+	1.2 fc	2.8 fc	0.2 fc	14.0:1	6.0:1
South ED Entrance	+	14.5 fc	22.3 fc	3.3 fc	6.8:1	4.4:1
South Exit Discharge	+	3.6 fc	15.6 fc	1.0 fc	15.6:1	3.6:1
South Main Drive	+	2.4 fc	21.6 fc	0.5 fc	43.2:1	4.8:1
South Parking Lot	+	1.6 fc	3.7 fc	0.3 fc	12.3:1	5.3:1
staff outdoor area	+	2.2 fc	4.9 fc	0.2 fc	24.5:1	11.0:1
SW Parking Lot	+	2.0 fc	7.8 fc	0.4 fc	19.5:1	5.0:1
West Drive/ Helicopter Pad	+	0.9 fc	20.4 fc	0.1 fc	204.0:1	9.0:1
West ED Entry	+	39.7 fc	94.1 fc	5.9 fc	15.9:1	6.7:1

LEGEND

EGRESS PATH

1 SITE PLAN - LIGHTING
1" = 50'-0"

REDTAIL RIDGE PUD #6

PLANNED UNIT DEVELOPMENT AND SPECIAL REVIEW USE
LOT #1, BLOCK 2, REDTAIL RIDGE PUD #6
CITY OF LOUISVILLE, COUNTY OF BOULDER, COLORADO
CASE #

ADVENT HEALTH LOUISVILLE

100 HEALTH PARK DRIVE
LOUISVILLE, CO 80027
303.673.1000
www.adventhealth.com

SMITHGROUP

1675 LARIMER STREET
SUITE 500
DENVER, CO 80202
303.832.3272
smithgroup.com

Kimley»Horn

6200 SOUTH SYRACUSE WAY
SUITE 300
GREENWOOD VILLAGE, CO 80111
303.228.2307
kimley-horn.com

WSP

2000 SOUTH COLORADO BOULEVARD
SUITE 2-1000
DENVER, CO 80222
WWW.WSP.com

ISSUED FOR	DATE
3RD PUD SUBMITTAL	06MAY2026
2nd PUD SUBMITTAL	10FEB2026
1st PUD SUBMITTAL	17NOV2025

SEALS AND SIGNATURES

NOT FOR CONSTRUCTION

KEYPLAN

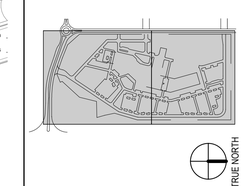

SCALE

As indicated

SHEET TITLE

PHOTOMETIC PLAN - 50 SCALE

PUD SHEET NUMBER	SG SHEET NUMBER
23 OF 39	E-03

PROJECT NUMBER

15696.00

REDTAIL RIDGE PUD #6

Statistics

Description	Symbol	Avg	Max	Min	Max/Min	Avg/Min
Central Parking Lot	+	1.5 fc	4.0 fc	0.4 fc	10.0:1	3.8:1
East Exit Discharge	+	2.7 fc	6.5 fc	0.5 fc	13.0:1	5.4:1
East Parking	+	1.7 fc	4.3 fc	0.2 fc	21.5:1	8.5:1
Full Site	+	0.9 fc	57.3 fc	0.0 fc	N/A	N/A
Healing walk	+	1.6 fc	6.8 fc	0.3 fc	22.7:1	5.3:1
healing walk- north	+	2.2 fc	9.1 fc	0.2 fc	45.5:1	11.0:1
Main Drive	+	1.7 fc	12.7 fc	0.2 fc	63.5:1	8.5:1
Main Entry	+	11.4 fc	19.0 fc	3.0 fc	6.3:1	3.8:1
Main North Drive	+	1.7 fc	3.0 fc	0.9 fc	3.3:1	1.9:1
MOB Drive	+	1.4 fc	4.5 fc	0.1 fc	45.0:1	14.0:1
MOB ENTRANCE	+	9.0 fc	14.5 fc	4.7 fc	3.1:1	1.9:1
MOB walkway	+	3.6 fc	7.2 fc	0.7 fc	10.3:1	5.1:1
North Drive	+	1.3 fc	3.1 fc	0.2 fc	15.5:1	6.5:1
North Parking Lot	+	1.9 fc	4.4 fc	0.2 fc	22.0:1	9.5:1
Property Line	+	0.0 fc	0.3 fc	0.0 fc	N/A	N/A
South Drive	+	1.2 fc	2.8 fc	0.2 fc	14.0:1	6.0:1
South ED Entrance	+	14.5 fc	22.3 fc	3.3 fc	6.8:1	4.4:1
South Exit Discharge	+	3.6 fc	15.6 fc	1.0 fc	15.6:1	3.6:1
South Main Drive	+	2.4 fc	21.6 fc	0.5 fc	43.2:1	4.8:1
South Parking Lot	+	1.6 fc	3.7 fc	0.3 fc	12.3:1	5.3:1
staff outdoor area	+	2.2 fc	4.9 fc	0.2 fc	24.5:1	11.0:1
SW Parking Lot	+	2.0 fc	7.8 fc	0.4 fc	19.5:1	5.0:1
West Drive/ Helicopter Pad	+	0.9 fc	20.4 fc	0.1 fc	204.0:1	9.0:1
West ED Entry	+	39.7 fc	94.1 fc	5.9 fc	15.9:1	6.7:1

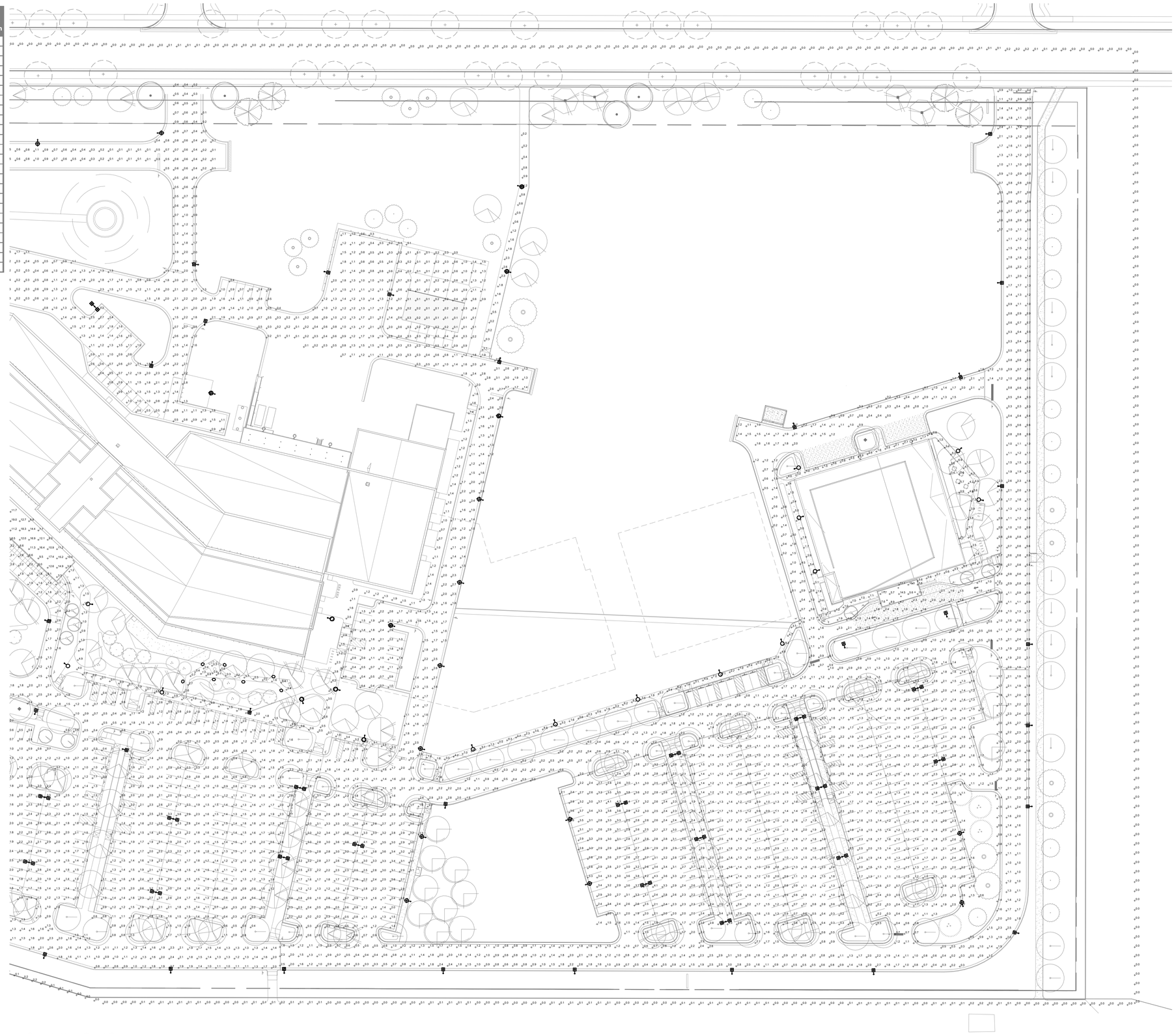

1 SITE PLAN - LIGHTING
1" = 50'-0"

REDTAIL RIDGE PUD #6

PLANNED UNIT DEVELOPMENT AND SPECIAL REVIEW USE
LOT #1, BLOCK 2, REDTAIL RIDGE PUD #6
CITY OF LOUISVILLE, COUNTY OF BOULDER, COLORADO
CASE #

ADVENT HEALTH LOUISVILLE

100 HEALTH PARK DRIVE
LOUISVILLE, CO 80027
303.673.1000
www.adventhealth.com

SMITHGROUP

1675 LARIMER STREET
SUITE 500
DENVER, CO 80202
303.832.3272
smithgroup.com

Kimley»Horn

6200 SOUTH SYRACUSE WAY
SUITE 300
GREENWOOD VILLAGE, CO 80111
303.228.2307
kimley-horn.com

WSP

2000 SOUTH COLORADO BOULEVARD
SUITE 2-1000
DENVER, CO 80222
WWW.WSP.com

ISSUED FOR	DATE
3RD PUD SUBMITTAL	06MAY2026
2nd PUD SUBMITTAL	10FEB2026
1st PUD SUBMITTAL	17NOV2025

SEALS AND SIGNATURES

NOT FOR CONSTRUCTION

KEYPLAN

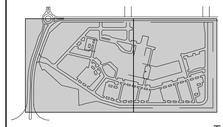

TRUE NORTH

SCALE

1" = 50'-0"

SHEET TITLE

PHOTOMETRIC PLAN - 50 SCALE

PUD SHEET NUMBER	SG SHEET NUMBER
24 OF 39	E-04

PROJECT NUMBER

15696.00

REDTAIL RIDGE PUD #6

PLANNED UNIT DEVELOPMENT AND SPECIAL REVIEW USE
LOT #1, BLOCK 2, REDTAIL RIDGE PUD #6
CITY OF LOUISVILLE, COUNTY OF BOULDER, COLORADO
CASE #

KIM LIGHTING

DATE: | LOCATION: **D1, P1**
TYPE: | PROJECT:
CATALOG #:

UR20 - Post Top
ARCHITECTURAL AREA/SITE

FEATURES
- 20" size in single/dual arm post top, pole and wall mount
- High performance optics up to 16,874 delivered lumens
- Elegant form factor
- Diffusion lens option
- UL/cUL listed for wet locations, IP66 and 4G/1.5G vibration rated

3000K and warmer CCTs only

Ouro™

CONTROL TECHNOLOGY
LIGHTGRID+

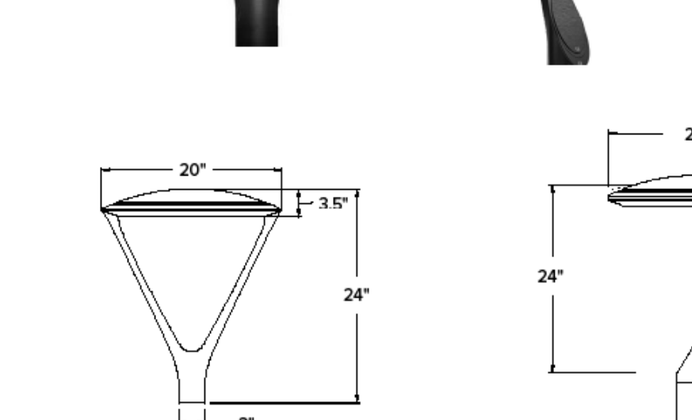

FM33 | FMSA33/PTSA23 FMSA34, PTSA24, PTSA34

	Weight	EPA
UR20	35 lbs / 15.8 kg	0.512 ft²

SPECIFICATIONS

CONSTRUCTION
- Low copper aluminum alloy die-casting is designed as one-piece.
- Molded silicone gasket throughout insures the sealing between the two compartments and provides ingress protection.
- All external fasteners are stainless steel.
- Cover is secured to Lens frame by the latch and hinge.

OPTICS
- LEDs mount to a metal printed circuit board assembly (MCPCB).
- Optical lenses are clear injection molded PMMA acrylic.
- Optional Backlight Control on each LED module to completely control unwanted backlight.
- Optional fixture finish optical surfaces will not exceed BUG ratings of the standard white finish.

LENS
- Standard lens (CLR) IK08
- Clear Polycarbonate Lens (CP) IK10

INSTALLATION
- Fixtures must be grounded in accordance with national, state and/or local electrical codes. Failure to do so may result in serious personal injury.

ELECTRICAL
- Universal voltage, 120 through 277V with a ±10% tolerance. Driver is Underwriters Laboratories listed.
- High voltage configurations, 347/480. Driver has a 0-10V dimming interface for multi-level illumination options. Driver is Underwriters Laboratories listed.
- "Thermal Shield", secondary side, thermistor provides protection for the sustainable life of LED module and electronic components
- Drivers shall have greater than a 0.9 power factor, less than 20% harmonic distortion, and be suitable for operation in -40°C to 40°C ambient environments.
- Luminaire shall be capable of operating at 100% brightness in a 40°C environment. Both driver and optical array have integral thermal protection that will dim the luminaire upon detection of temperatures in excess of 85°C.
- Surge protection: 10,000k in parallel, 20,000k in series
- Wiring: No. 18AWM rated 105°C, wet rating.

CONTROLS
7PR
- Fully gasketed and wired 7-pin receptacle option. Easy access location above the electrical compartment. 7-pin construction allows for a user-defined interface and provides a controlled definition of operational performance. ANSI twist-lock control module by-others.

Standard customer operation modes:
- Traditional on/off photoelectric control.
- 5-pin wireless photoelectric control for added dimming feature.
- 7-pin wireless photoelectric control for dimming and additional I/O connections for customer use.

(Specifications continued on page 5)

© 2025 HLI Solutions, Inc. All rights reserved. Information and specifications subject to change without notice. All values are design or typical values when measured under laboratory conditions.

KIM LIGHTING

DATE: | LOCATION: **D1, P1**
TYPE: | PROJECT:
CATALOG #:

UR20 - Post Top
ARCHITECTURAL AREA/SITE

ORDERING GUIDE
Example: UR20-24L-25-3K8-3-L-UNV-FMSA33-BLT-7PR-BC

CATALOG #

HOUSING

Model	LED Engine	CCT/CRI	Distribution	Rotation	Voltage
UR20 Ouro	No Lens or Clear Lens 24L-25 3,000 lm 24L-65 7,000 lm 56L-75 10,000 lm 56L-110 15,000 lm 56L-140 17,000 lm HDL - High Diffusion Lens 28L-30 3,000 lm 28L-70 7,000 lm 68L-80 9,000 lm 68L-115 13,000 lm 68L-150 15,000 lm	AM[1,2] Amber, 595nm 27K8 2700K, 80 CRI 3K7 3000K, 70 CRI 3K8 3000K, 80 CRI 35K8 3500K, 80 CRI 3K9 3000K, 90 CRI 4K7 4000K, 70 CRI 4K8 4000K, 80 CRI 5K7 5000K, 70 CRI Consult factory for other CCTs and CRIs	No Lens or Clear Lens FR Type 1/Front Row 2 Type II 3 Type III 4 Type IV 4W Type IV Wide 5QM[3] Type V Square Medium 5QN[3] Type V Square Narrow 5R[3] Type V Rectangular 5W[3] Type V Wide (Round) HDL - High Diffusion Lens 3 Type III/Asymmetric 5W[3] Type V/Symmetric	(Blank) Blank for no rotation L[4] Optic rotation left R[4] Optic rotation right	UNV 120-277V 347 347V 480 480V Consult factory

Mounting	Fixture Finish	Control Options	Options	Control Accessories
FM33 Flush mt 3.0" OD pole, 3" fixture base FM44 Flush mt 3.6" to 4.0" OD pole, 4" fixture base PT23 3" Post Top mount for 2 3/8" OD x 4" Long Tenon Tenon PT24 4" Post Top mount for 2 3/8" OD T x 4" Long Tenon PT34 4" Post Top mount for 2 7/8" OD x 4" Long Tenon Tenon FMSA33 Solo Arm Post Top Flush Mount 3.0" OD Pole, 3" fixture base FMSA44 Solo Arm Post Top Flush Mount 3.6" to 4.0" OD Pole, 4" fixture base PTSA23 3" Solo Arm Post Top Mount for 2-3/8" OD x 4" Long Tenon PTSA24 4" Solo Arm Post Top Mount for 2-3/8" OD x 4" Long Tenon PTSA34 4" Solo Arm Post Top Mount for 2-7/8" OD x 4" Long Tenon	BLS Black Gloss Smooth BLT Black Matte Textured DBS Dark Bronze Gloss Smooth DBT Dark Bronze Matte Textured GTT Graphite Matte Textured LGS Light Grey Gloss Smooth LGT Light Grey Matte Textured PSS Platinum Silver Gloss Smooth VGT Verde Green Matte Textured WHS White Gloss Smooth WHT White Matte Textured Color Option CC[5] Custom Color	7PR-TL 7 pin PCR with twist lock photocontrol 7PR-SC 7 pin PCR with shorting cap 7PR 7 pin PCR, wireless control enabled AD-01[6] AstroDIM: 50% output at midnight AD-02[6] AstroDIM: 50% output midnight to 4 AM AD-03[6] AstroDIM: 50% output 10PM AD-04[6] AstroDIM: 50% output 10PM to 4AM NXW[7] NX Networked Wireless Radio Module NXRM2 and Bluetooth Programming, without Sensor WSP-40F-1[6,8] Dimming Occ. Sensor for up to 40' MH, 120/277/347V WSP-40F-2[6,8] Dimming Occ. Sensor for up to 40' MH, 208/240V WSP-40F-3[6,8] Dimming Occ. Sensor for up to 40' MH, 480V NXWS16F[6,7,8] NX Networked Wireless Enabled Integral NXSMP2-LMO PIR Occupancy Sensor with Automatic Dimming Photocell and Bluetooth Programming NXWS40F[6,7,8] NX Networked Wireless Enabled Integral NXSMP2-HMO PIR Occupancy Sensor with Automatic Dimming Photocell and Bluetooth Programming	BC[9] Back-light Control SF Single Fuse DF Double Fuse CLR[8,9,10] Clear Lens TPL Tamper proof latch CP[8,9,11] Clear Polycarbonate Lens WBFM3 Wall Bracket Arm for FM33 or FMSA33 WBFM4 Wall Bracket Arm for FM44 or FMSA44 TAFM3[12,13] Twin Arm mount for FM33 or FMSA33 TAFM4[12,13] Twin Arm mount for FM44 or FMSA44	WIR-RME-L LightGRID+™ External Fixture Module SCH-R Occ. Sensor for Round Pole (up to 30' MH) SCH-S Occ. Sensor for Square Pole (up to 30' MH) NXOFM-1R1D-UNV NX 7-Pin Twist-Lock® with NX Networked Wireless Radio, Integral Automatic Dimming Photocell, Integral Single Pole Relay with Dimming, and Bluetooth Programming

1 Turtle Friendly.
2 Not available with 24L-65 and the 56L-140 configuration of the LED Engine
3 Not available with BC option
4 Not available with 5QM, 5QN, and 5W distributions.
5 Consult factory for custom color, marine and corrosive finish options.
6 Not available with other sensor or wireless control options.
7 Not available with Solo Arm Post Top (FMSA/PTSA)
8 24L and 56L only
9 Not available with HDL option.
10 IK08 rated. Consult factory for details
11 IK10 rated. Consult factory for details
12 Pole requires 2-3/8"x 4" Long tenon
13 Order one for each pair of fixtures per pole.

© 2025 HLI Solutions, Inc. All rights reserved. Information and specifications subject to change without notice. All values are design or typical values when measured under laboratory conditions.

KIM LIGHTING

DATE: | LOCATION: **D1, P1**
TYPE: | PROJECT:
CATALOG #:

UR20 - Post Top
ARCHITECTURAL AREA/SITE

OUTDOOR LIGHTING CONTROLS OPTIONS
CONTROLS FUNCTIONALITY
LIGHTGRID+

	Control Option Ordering Logic & Description		Networkable	Grouping	Scheduling	Occupancy/Motion	Daylight Harvesting	0-10V Dimming	On/Off Control	Bluetooth App Programming	Sensor Height	Control Option Components
NX Wireless	NXOFM1R1D-UNV	NX 7-Pin Twist-Lock® with NX Networked Wireless Radio, Integral Automatic Dimming Photocell, Integral Single Pole Relay with Dimming, and Bluetooth Programming	✓	✓	✓	Paired with external control	✓	✓	✓	✓	-	NXOFM-1R1D-UV
	NXW	NX Networked Wireless Radio Module NXRM2 and Bluetooth Programming, without Sensor	✓	✓	✓	-	-	✓	✓	✓	-	NXRM2-H
	NXWS16F	NX Networked Wireless Enabled Integral NXSMP2-LMO PIR Occupancy Sensor with Automatic Dimming Photocell and Bluetooth Programming	✓	✓	✓	✓	✓	✓	✓	✓	16ft	NXSMP2-LMO
	NXWS40F	NX Networked Wireless Enabled Integral NXSMP2-HMO PIR Occupancy Sensor with Automatic Dimming Photocell and Bluetooth Programming	✓	✓	✓	✓	✓	✓	✓	✓	40ft	NXSMP2-HMO

DEFAULT SETTINGS

NX Wireless

Occupancy Sensor	Enabled
Occupancy Sensor Sensitivity	7
Occupancy Sensor Timeout	15 Minutes
Occupied Dim Level	100%
Unoccupied Dim Level	0%
Daylight Sensor	Disabled
Bluetooth	Enabled
2.4GHz Wireless Mesh	On
"Passcode Factory Passcode: HubbN3T!"	Enabled

Stand Alone

Occupancy Sensor	Enabled
Occupancy Sensor Sensitivity	7
Occupancy Sensor Timeout	8 Minutes
Occupied Dim Level	100%
Unoccupied Dim Level	50%
Daylight Sensor	Disabled

NX WIRELESS COVERAGE PATTERNS
NXSMP2-LMO | NXSMP2-HMO

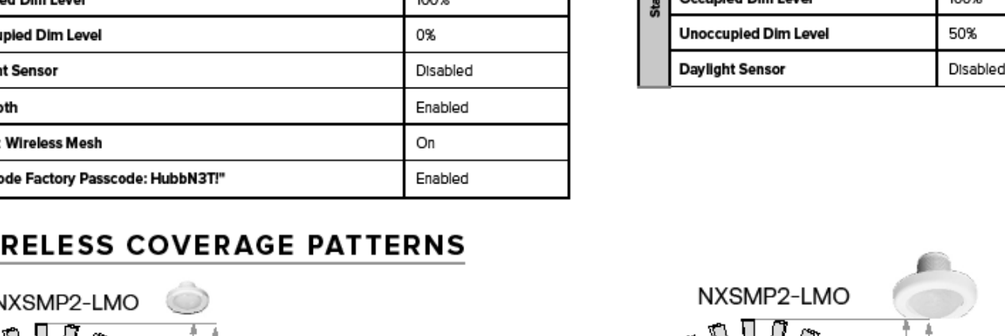

Sensor Lens Coverage and Detection Patterns When Mounted at 8ft with Low Mount Lens

NX LIGHTING CONTROLS FREE APP
The NX Lighting Controls App is free to use mobile application for programming both NX Lighting Controls System or Standalone Bluetooth Sensors. The mobile app allows you to configure devices, discover and setup wireless enable luminaires and program NX system settings.

Apple App: https://apps.apple.com/us/app/nx-lighting-controls/id962112904

Google Play: https://play.google.com/store/apps/details?id=io.cordova.NXBTR&hl=en_US&gl=US

Apple App | Google Play

CONTROLS TECH SUPPORT 800-888-8006 (7:00 AM - 7:00 PM)

© 2025 HLI Solutions, Inc. All rights reserved. Information and specifications subject to change without notice. All values are design or typical values when measured under laboratory conditions.

KIM LIGHTING

DATE: | LOCATION: **D1, P1**
TYPE: | PROJECT:
CATALOG #:

UR20 - Post Top
ARCHITECTURAL AREA/SITE

SPECIFICATIONS (CONTINUED)

CONTROLS (CONTINUED)

DIMMING:
- Dimming range from 100% to 10% through the use of the standard 0-10V interface on the programmable driver.
- Modular wiring harness in the service area provides user access to the dimming circuitry.
- Dimming circuitry compatible with 0-10V, user-defined control devices.
- Optional factory programmed dimming profile.

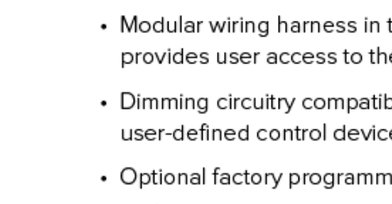

WIRELESS CONTROLS
LightGRID+™
- LightGRID+™ wireless control modules allow an individual fixture to managed, monitored and measured. The modules communicate securely over a robust certified meshed radio signal. The LightGRID+™ modules provide on/off/dim control, external device input, alerts and metering.

WIR-RME-L
- LightGRID+™ External Module,120-480V, 1000ft range (LOS), Internal Photocell, 1 Digital Input, Compatible with the A-25-7H option

NX LIGHTING CONTROLS
- NX lighting controls platform utilizes a Distributed Network Architecture (DNA) that connects intelligent devices including luminaires, controllers, panels, occupancy sensors, photocells, wall switches and dimmers, creating a system with an unmatched level of reliability, scalability and simplicity

POLE MOUNTED
ROUND POLE-MOUNTED OCCUPANCY
- Sensor up to 30'. Select voltage and finish color.

SCH-R
- Round Pole-Mounted Occupancy Sensor: up to 30' - an outdoor occupancy sensor with 0-10V interface dimming control that mounts directly to the pole. Wide 360° pattern. Module colors are available in Black, Gray, and White. Module is cut for round pole mounting. Pole diameter is needed upon order. Poles to be drilled in the field will be provided with installation instructions.
- Ordering Example: SCH-R4/277/BL3

SQUARE POLE-MOUNTED OCCUPANCY
Sensor up to 30'. Select voltage and finish color.

SCH-S
- Square Pole-Mounted Occupancy Sensor: up to 30' - an outdoor occupancy sensor with 0-10V interface dimming control that mounts directly to the pole. Wide 360° pattern. Module colors are available in Black, Gray, and White. Module is cut for round pole mounting. Pole diameter is needed upon order. Poles to be drilled in the field will be provided with installation instructions.
- Ordering Example: SCH-S/277/BL3

ASTRODIM
- AstroDIM provides multi-stage night-time power reduction based on an internal timer referenced to the power on/off time. There is no need for an external control infrastructure. The unit automatically performs a dimming profile based on the predefined scheduled reference to the midpoint, which is calculated based on the power on/off times.

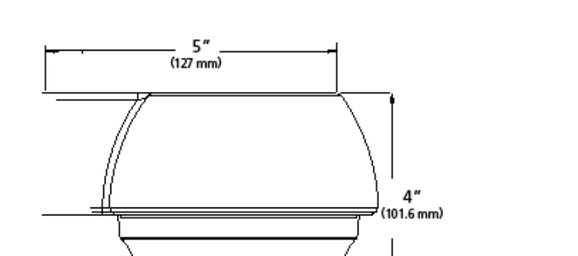

OPTIONAL FUSING:
- SF for 120, 277, and 347 Line volts

CAUTION:
- Fixtures must be grounded in accordance with national, state and/or local electrical codes. Failure to do so may result in serious personal injury.

CERTIFICATIONS AND LISTINGS
- Listed to UL1598 and CSA C22.2#250.0-24 for wet locations and 40°C ambient temperatures
- ANSI C136.31-2010 Vibration tested and compliant 1.5G and 4G reference page 4
- IEC 66262 Mechanical Impact Code IK08, IK10
- IDA approved, 3000K and warmer CCTs only
- IP66 rated
- RoHS compliant

WARRANTY
- 5 year warranty

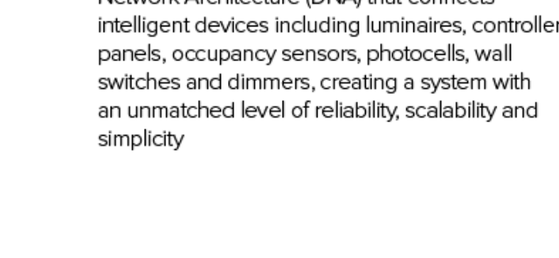

7-Pin receptacle placement

© 2025 HLI Solutions, Inc. All rights reserved. Information and specifications subject to change without notice. All values are design or typical values when measured under laboratory conditions.

KIM LIGHTING

DATE: | LOCATION: **D1, P1**
TYPE: | PROJECT:
CATALOG #:

UR20 - Post Top
ARCHITECTURAL AREA/SITE

DIMENSIONS

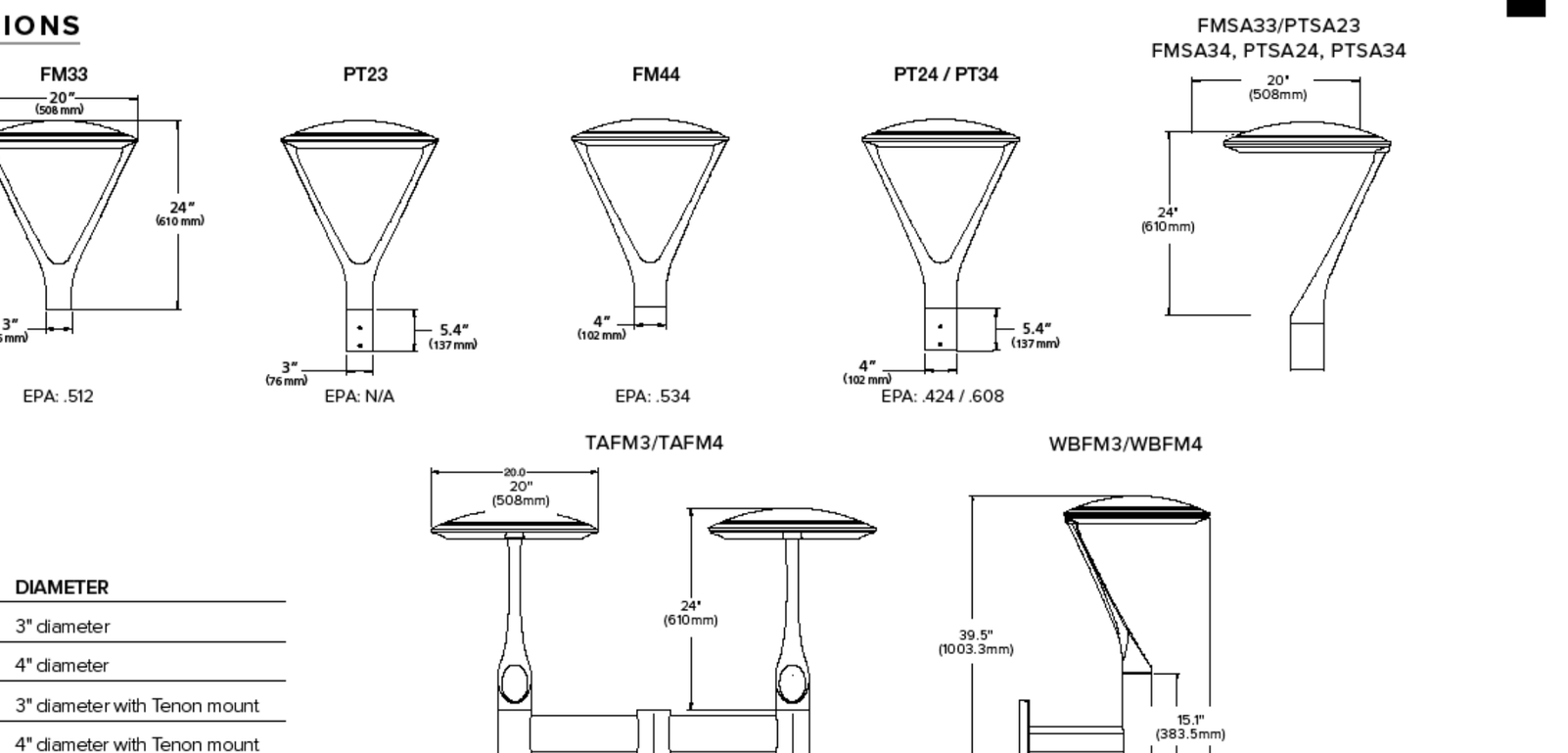

ARM	DIAMETER
FMSA33	3" diameter
FMSA44	4" diameter
PTSA23	3" diameter with Tenon mount
PTSA24	4" diameter with Tenon mount
PTSA34	4" diameter with tenon mount

MOUNTING INSTALLATION

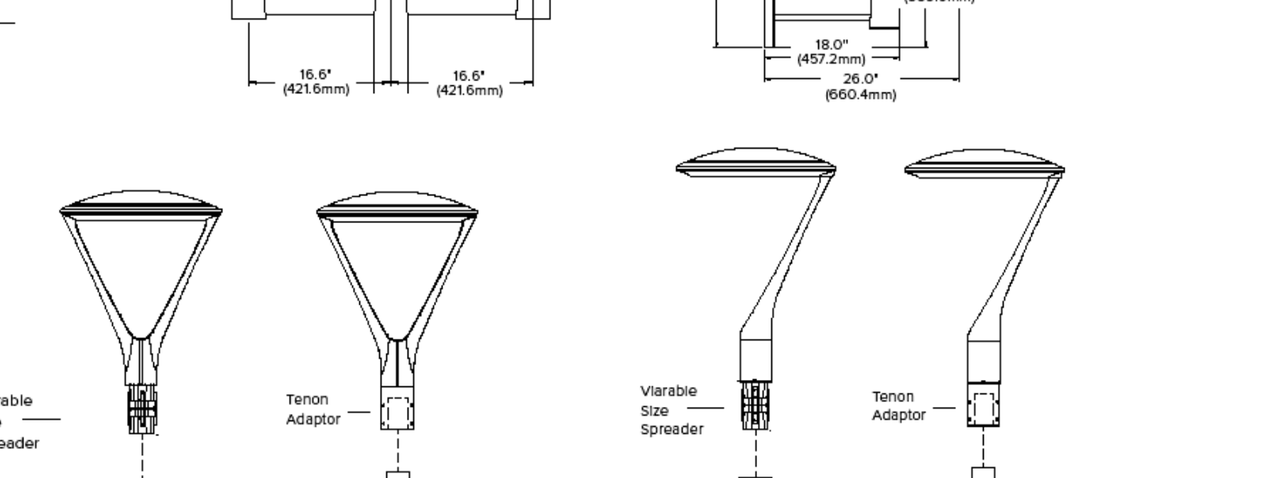

SENSOR PLACEMENT

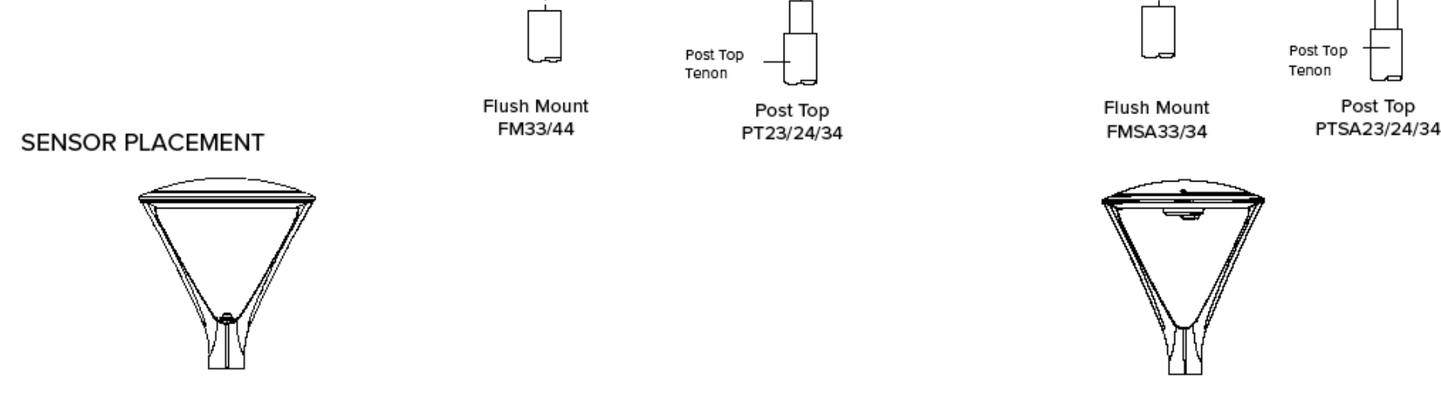

MOUNTING VIBRATION RATINGS

UR 20 Arm Ordering Code	Rating	UR28 Arm Ordering Code	Rating	UR 20 Post Top Ordering Code	Rating	UR 28 Post Top Ordering Code	Rating	UR 20 Solo Arm Ordering Code	Rating
ASQ	4G	ASQ	4G	FM33	4G	FM44	1.5G	FMSA33	1.5G
A34	4G	A34	4G	FM44	1.5G	FM45	1.5G	FMSA44	1.5G
A46	4G	A46	4G	PT23	4G	PT24	1.5G	PTSA23	1.5G
MAF	4G	MAF	4G	PT24	4G	PT34	1.5G	PTSA24	1.5G
				PT34	1.5G	PT25	1.5G	PTSA34	1.5G

For the 4 G test, ANSI C136.31-2010 Vibration is tested to comply with Vibration Test Level 1 Normal Applications, Vibration Test Level 2 Bridge/Overpass Applications, and Vibration Test Level 3

For the 1.5G test, ANSI C136.31-2010 Vibration is tested to comply with Vibration Level 1 Bridge/Overpass Applications

© 2025 HLI Solutions, Inc. All rights reserved. Information and specifications subject to change without notice. All values are design or typical values when measured under laboratory conditions.

KIM LIGHTING

DATE: | LOCATION: **D1, P1**
TYPE: | PROJECT:
CATALOG #:

UR20 - Post Top
ARCHITECTURAL AREA/SITE

DELIVERED LUMENS

LEDs #	Lumens Package	Drive Current	Nominal Watts	Lens Options	Distribution	3000K 70CRI Lumen	B	U	G	lm/w	4000K 70CRI Lumen	B	U	G	lm/w	5000K 70CRI Lumen	B	U	G	lm/w
24L	3,000	298mA	25	No lens	FR	2932	0	0	1	115	3119	0	0	1	123	3098	0	0	1	124
					FR-BC	1994	0	0	0	78	2121	0	0	0	83	2107	0	0	0	83
					2	2943	1	0	1	116	3099	1	0	1	122	3110	1	0	1	124
					2-BC	1724	0	0	1	68	1834	0	0	1	72	1822	0	0	1	72
					3	3007	1	0	1	118	3200	1	0	1	126	3178	1	0	1	127
					3-BC	1830	0	0	1	73	1947	0	0	1	78	1934	0	0	1	77
					4	3056	0	0	1	120	3251	0	0	1	128	3229	0	0	1	129
					4-BC	2235	0	0	1	88	2377	0	0	1	93	2362	0	0	1	93
					4W	3171	1	0	1	125	3374	1	0	1	133	3351	1	0	1	134
					4W-BC	1912	0	0	1	75	2034	0	0	1	80	2020	0	0	1	79
					5QM	2931	2	0	1	115	3119	2	0	1	123	3098	2	0	1	124
					5QN	2694	2	0	1	106	2866	2	0	1	113	2847	2	0	1	114
					5R	3054	2	0	2	120	3250	2	0	2	128	3228	2	0	2	129
					5W	3043	2	0	1	120	3237	2	0	1	127	3216	2	0	1	129
				Clear lens	FR	2773	0	0	1	109	2951	0	0	1	116	2930	0	0	1	117
					FR-BC	1886	0	0	1	74	2007	0	0	1	79	1993	0	0	1	78
					2	2784	1	0	1	109	2963	1	0	1	116	2942	1	0	1	118
					2-BC	1631	0	0	1	64	1736	0	0	1	68	1723	0	0	1	67
					3	2845	1	0	1	111	3028	1	0	1	119	3007	1	0	1	120
					3BC	1806	0	0	1	72	1922	0	0	1	77	1909	0	0	1	76
					4	2891	0	0	1	113	3076	0	0	1	120	3055	0	0	1	122
					4-BC	2114	0	0	1	83	2250	0	0	1	88	2234	0	0	1	88
					4W	2999	1	0	1	117	3192	1	0	1	125	3169	1	0	1	127
					4W-BC	1808	0	0	1	71	1924	0	0	1	75	1911	0	0	1	76
					5QM	2773	1	0	1	109	2950	2	0	1	116	2931	2	0	1	117
					5QN	2549	1	0	0	100	2712	2	0	1	106	2693	2	0	1	108
					5R	2890	2	0	2	113	3075	2	0	2	120	3054	2	0	2	122
					5W	2879	2	0	1	113	3064	2	0	1	120	3042	2	0	1	122
28L		298mA	30	HDL lens	3	2816	1	0	1	96	2997	1	0	1	102	3020	1	0	1	101
					5W	2917	1	0	1	100	3105	1	0	1	106	3084	1	0	1	103

Scaling factors 27K8 = 0.859, 35K8 = 0.906 of 5K7 lumen packages

© 2025 HLI Solutions, Inc. All rights reserved. Information and specifications subject to change without notice. All values are design or typical values when measured under laboratory conditions.

KIM LIGHTING

DATE: | LOCATION: **D1, P1**
TYPE: | PROJECT:
CATALOG #:

UR20 - Post Top
ARCHITECTURAL AREA/SITE

DELIVERED LUMENS (CONTINUED)

LEDs #	Lumens Package	Drive Current	Nominal Watts	Lens Options	Distribution	3000K 70CRI Lumen	B	U	G	lm/w	4000K 70CRI Lumen	B	U	G	lm/w	5000K 70CRI Lumen	B	U	G	lm/w
24L	7,000	800mA	65	No lens	FR	6754	1	0	1	104	7187	1	0	1	111	7138	1	0	1	110
					FR-BC	4392	0	0	1	68	4673	0	0	1	72	4641	0	0	1	71
					2	6571	1	0	2	101	6992	1	0	2	108	6944	1	0	2	107
					2-BC	3799	0	0	1	58	4042	0	0	1	62	4014	0	0	1	62
					3	6625	1	0	2	102	7051	1	0	2	108	7002	1	0	2	108
					3BC	4032	0	0	1	62	4291	0	0	1	66	4261	0	0	1	66
					4	6788	1	0	2	104	7223	1	0	2	111	7174	1	0	2	110
					4-BC	4924	0	0	2	76	5239	0	0	2	81	5203	0	0	2	80
					4W	6900	1	0	2	106	7343	1	0	2	113	7291	1	0	2	112
					4W-BC	4212	0	0	2	65	4482	0	0	2	69	4451	0	0	2	68
					5QM	7025	3	0	1	108	7477	3	0	1	115	7425	3	0	1	114
					5QN	6964	3	0	1	107	7410	3	0	1	114	7323	3	0	1	113
					5R	7038	3	0	3	108	7489	3	0	3	115	7437	3	0	3	114
					5W	7011	3	0	2	108	7460	3	0	2	115	7409	3	0	2	114
				Clear lens	FR	6432	1	0	1	97	6844	1	0	1	104	6798	1	0	1	105
					FR-BC	4182	0	0	1	63	4450	0	0	1	67	4420	0	0	1	67
					2	6258	1	0	1	95	6659	1	0	2	101	6613	1	0	2	102
					2-BC	3617	0	0	1	55	3849	0	0	1	58	3823	0	0	1	58
					3	6310	1	0	2	96	6714	1	0	2	102	6668	1	0	2	103
					3-BC	3599	0	0	1	55	3829	0	0	1	59	3803	0	0	1	59
					4	6465	1	0	2	98	6879	1	0	2	104	6832	1	0	2	105
					4-BC	4688	0	0	2	71	4990	0	0	2	76	4955	0	0	2	75
					4W	6572	1	0	2	100	6993	1	0	2	106	6944	1	0	2	107
					4W-BC	4011	0	0	2	61	4268	0	0	2	65	4238	0	0	2	64
					5QM	6691	3	0	1	101	7119	3	0	1	108	7070	3	0	1	109
					5QN	6632	2	0	1	100	7058	3	0	1	107	7009	3	0	1	108
					5R	6702	3	0	3	102	7131	3	0	3	108	7082	3	0	3	109
					5W	6676	3	0	2	101	7104	3	0	2	108	7055	3	0	2	109
28L		700mA	70	HDL lens	3	6047	2	0	2	92	6047	2	0	2	92	6236	2	0	2	89
					5W	6221	2	0	1	94	6619	2	0	1	100	6525	2	0	1	93

Scaling factors 27K8 = 0.859, 35K8 = 0.906 of 5K7 lumen packages

© 2025 HLI Solutions, Inc. All rights reserved. Information and specifications subject to change without notice. All values are design or typical values when measured under laboratory conditions.

KIM LIGHTING

DATE: | LOCATION: **D1, P1**
TYPE: | PROJECT:
CATALOG #:

UR20 - Post Top
ARCHITECTURAL AREA/SITE

PHOTOMETRY

UR20-56L-140-4K7-FR-PT

LUMINAIRE DATA

Description	4000K, 70CRI
Delivered Lumens	16306
Watts	140
Efficacy	116.5
IES Type	II
BUG Rating	B2-U0-G2
Mounting Height	30 ft
Grid Scale	30 ft

ZONAL LUMEN SUMMARY

Zone	Lumens	% Luminaire
Downward Street Side	14198	87.1%
Downward House Side	2108	12.9%
Downward Total	16306	100%
Upward Street Side	0	0%
Upward House Side	0	0%
Upward Total	0	0%
Total Flux	16306	100%

ISOFOOT CANDLE PLOT

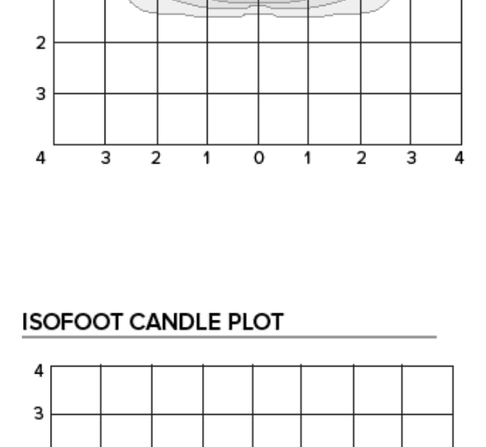

UR20-56L-140-4K7-2-PT

LUMINAIRE DATA

Description	4000K, 70CRI
Delivered Lumens	15852
Watts	140
Efficacy	113.2
IES Type	II
BUG Rating	B2-U0-G2
Mounting Height	30 ft
Grid Scale	30 ft

ZONAL LUMEN SUMMARY

Zone	Lumens	% Luminaire
Downward Street Side	12851	81.1%
Downward House Side	3001	18.9%
Downward Total	15852	100%
Upward Street Side	0	0%
Upward House Side	0	0%
Upward Total	0	0%
Total Flux	15852	100%

ISOFOOT CANDLE PLOT

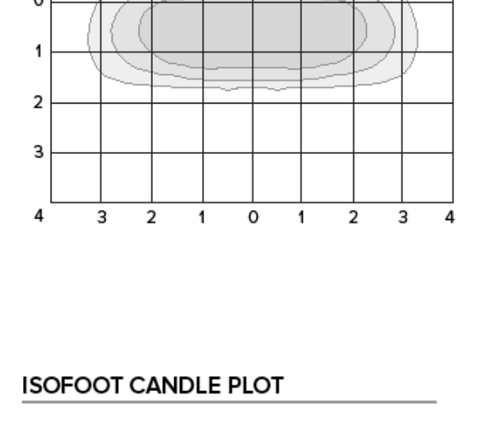

UR20-56L-140-4K7-3-PT

LUMINAIRE DATA

Description	4000K, 70CRI
Delivered Lumens	15996
Watts	140
Efficacy	114.3
IES Type	III
BUG Rating	B2-U0-G3
Mounting Height	30 ft
Grid Scale	30 ft

ZONAL LUMEN SUMMARY

Zone	Lumens	% Luminaire
Downward Street Side	13422	83.9%
Downward House Side	2574	16.1%
Downward Total	15996	100%
Upward Street Side	0	0%
Upward House Side	0	0%
Upward Total	0	0%
Total Flux	15996	100%

ISOFOOT CANDLE PLOT

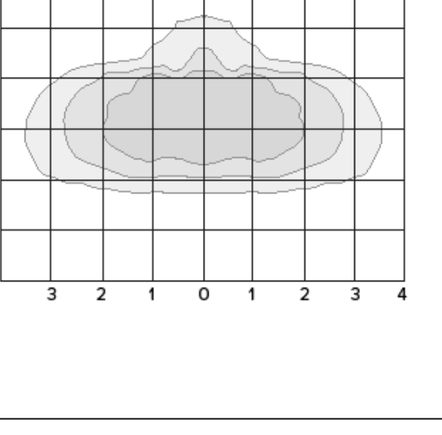

© 2025 HLI Solutions, Inc. All rights reserved. Information and specifications subject to change without notice. All values are design or typical values when measured under laboratory conditions.

BEACON design . performance . technology

DATE: | LOCATION: **S3, S3B, S4, S5**
TYPE: | PROJECT:
CATALOG #:

VIPER Area/Site
VIPER LUMINAIRE

MICROSTRIKE | SILICONE STRIKE | OPTICS STRIKE

FEATURES
- Low profile LED area/site luminaire with a variety of IES distributions for lighting applications such as auto dealership, retail, commercial, and campus parking lots
- Featuring two different optical technologies, Strike and Micro Strike Optics, which provide the best distribution patterns for retrofit or new construction
- Rated for high vibration applications including bridges and overpasses. All sizes are rated for 1.5G
- Control options including photo control, occupancy sensing, NX Lighting Controls™, LightGRID+ and 7-Pin with networked controls
- New customizable lumen output feature allows for the wattage and lumen output to be customized in the factory to meet whatever specification requirements may entail
- Field interchangeable mounting provides additional flexibility after the fixture has shipped

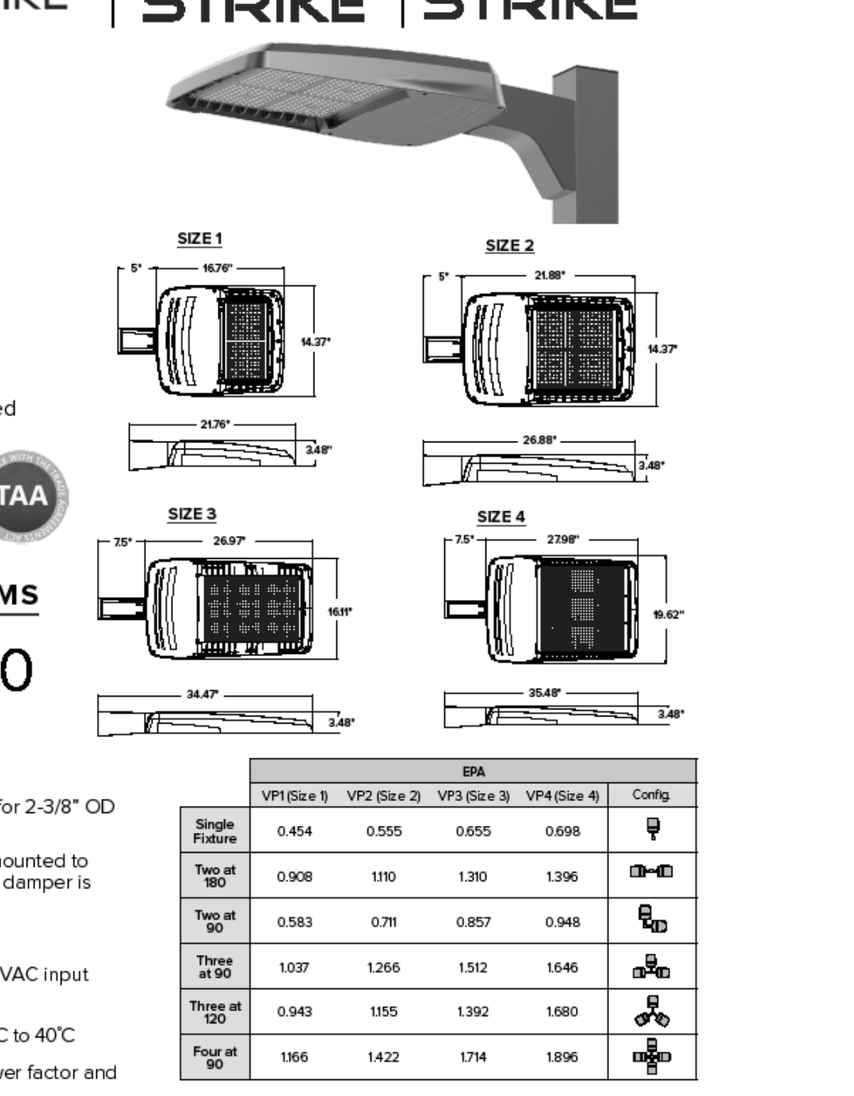

IP65 IP66

CONTROL TECHNOLOGY
LIGHTGRID+

SERVICE PROGRAMS
STOCK QS10

SPECIFICATIONS

CONSTRUCTION
- Die-cast housing with hidden vertical heat fins are optimal for heat dissipation while keeping a clean smooth outer surface
- Corrosion resistant, die-cast aluminum housing with 1000 hour powder coat paint finish
- External hardware is corrosion resistant

OPTICS
- Micro Strike Optics (160, 320, 480, or 720 LED counts) maximize uniformity in applications and come standard with mid-power LEDs which evenly illuminate the entire luminous surface area to provide a low glare appearance. Catalog logic found on page 2
- Strike Optics (36, 72, 108, or 162 LED counts) provide best in class distributions and maximum pole spacing in new applications with high powered LEDs. Strike optics are held in place with a polycarbonate bezel to mimic the appearance of the Micro Strike Optics so both solutions can be combined on the same application. Catalog logic found on page 3
- Silicone Strike Optics (40, 80, 120, or 180 LED counts) maximize uniformity in applications and provides the highest LPW. These include an integral gasket allowing for IP66 rating. Catalog logic found on page 4.
- All optics maximize target zone illumination with minimal losses at the house-side, reducing light trespass issues. Additional backlight control shields and house side shields can be added for further reduction of illumination behind the pole
- One-piece silicone gasket ensures a weatherproof seal
- Zero up-light at 0 degrees of tilt
- Field rotatable optics

INSTALLATION
- Mounting patterns for each arm can be found on page 11
- Optional universal mounting block for ease of installation during retrofit applications. Available as an option (ASQU) or accessory for square and round poles
- All mounting hardware included

INSTALLATION (CONTINUED)
- Knuckle arm fitter option available for 2-3/8" OD tenon
- For products with EPA less than 1 mounted to a pole greater that 20ft, a vibration damper is recommended

ELECTRICAL
- Universal 120-277 VAC or 347-480 VAC input voltage, 50/60 Hz
- Ambient operating temperature -40°C to 40°C
- Drivers have greater than 90% power factor and less than 20% THD
- LED drivers have output power over-voltage, over-current protection and short circuit protection with auto recovery
- Field replaceable surge protection device provides 20kA protection meeting ANSI/ IEEE C62.41.2 Category C High and Surge Location Category C3; Automatically takes fixture off-line for protection when device is compromised
- Dual Driver option provides 2 drivers within luminaire but only one set of leads exiting the luminaire, where Dual Power Feed provides two drivers which can be wired independently as two sets of leads are extended from the luminaire. Both options cannot be combined

CONTROLS
- Photo control, occupancy sensor programmable controls, and Zigbee wireless controls available for complete on/off and dimming control
- Please consult brand or sales representative when combining control and electrical options as some combinations may not operate as anticipated depending on your application
- 7-pin ANSI C136.41-2013 photocontrol receptacle option available for twist lock photocontrols or wireless control modules (control accessories sold separately)
- 0-10V Dimming Drivers are standard. Select CD option to have dimming leads extended outside the luminaire. Must specify if wiring leads are to be greater than the 6" standard.

EPA

	VP1 (Size 1)	VP2 (Size 2)	VP3 (Size 3)	VP4 (Size 4)	Config.
Single Fixture	0.454	0.555	0.655	0.698	
Two at 180	0.908	1.110	1.310	1.396	
Two at 90	0.583	0.711	0.857	0.948	
Three at 90	1.037	1.266	1.512	1.646	
Three at 120	0.943	1.155	1.392	1.680	
Four at 90	1.166	1.422	1.714	1.896	

CONTROLS (CONTINUED)
- NX Lighting Controls™ available with in fixture wireless control module, features dimming and occupancy sensor
- LightGRID+ available with in fixture wireless control module, features dimming and occupancy sensor. Also available in 7-pin configuration

CERTIFICATIONS
- DLC® (DesignLights Consortium Qualified), with some Premium Qualified configurations. Not all product variations listed in this document are DLC® qualified. Refer to http://www.designlights.org for the most up-to-date list.
- Listed to UL1598 and CSA C22.2#250.0-24 for wet locations and 40°C ambient temperatures
- 1.5 G rated for ANSI C136.31 high vibration applications
- Fixture is IP65 rated with Strike and Microstrike optics. Fixture is IP66 rated with Silicone Strike optics.
- Meets IDA recommendations using 3K CCT configuration at 0 degrees of tilt
- This product meets federal procurement law requirements under the Buy American Act (FAR 52.225-9) and Trade Agreements Act (FAR 52.225-11). See Buy America(n) Solutions (link to https://www.currentlighting.com/resources/america-solutions).
- FCC CFR Title 47 Part 15, Class A

WARRANTY
- 5 year warranty

© 2025 Current Lighting Solutions, LLC. All rights reserved. Information and specifications subject to change without notice. All values are design or typical values when measured under laboratory conditions.

BEACON design . performance . technology

DATE: | LOCATION: **S3, S3B, S4, S5**
TYPE: | PROJECT:
CATALOG #:

VIPER Area/Site
VIPER LUMINAIRE

STRIKE OPTIC – ORDERING GUIDE
Example: VP–ST–1–36L-39–3K7–2–UNV–A–BLT

CATALOG #

VP

Series	Optic Platform	Size	Light Engine	CCT/CRI	Distribution	Optic Rotation	Voltage
VP Viper	ST Strike	1 Size 1 2 Size 2 3 Size 3 4 Size 4	36L-39[8] 5500 lumens 36L-55[8] 7500 lumens 36L-85 10000 lumens 36L-105 12500 lumens 36L-120 14000 lumens 72L-115 15000 lumens 72L-145 18000 lumens 72L-180 21000 lumens 72L-210 24000 lumens 72L-240 27000 lumens 108L-215[8] 27000 lumens 108L-250 30000 lumens 108L-280 33000 lumens 108L-325 36000 lumens 108L-365 40000 lumens 162L-320 40000 lumens 162L-365[10] 44000 lumens 162L-405 48000 lumens 162L-445 52000 lumens 162L-485 55000 lumens 162L-545[8] 60000 lumens CLO Custom Lumen Output[1]	S3B monochromatic amber, 595nm 27K8 2700K, 80 CRI 3K7 3000K, 70 CRI 3K8 3000K, 80 CRI 3K9 3000K, 90 CRI 35K8 3500K, 80 CRI 4K7 4000K, 70 CRI 4K8 4000K, 80 CRI 4K9 4000K, 90 CRI 5K7 5000K, 70 CRI 5K8 5000K, 80 CRI	FR Auto Front Row 2 Type 2 3 Type 3 4F Type 4 Forward 4W Type 4 Wide 5QN Type 5 Square Narrow 5QW Type 5 Square Wide 5QM Type 5 Square Medium 5W Type 5 Wide (Round) 5RW Type 5 Rectangular C Corner Optic TC Tennis Court Optic	BLANK No Rotation S3, S3B ...otation S4, S5 ...tic rotation ...ht	UNV 120-277V 120 120V 208 208V 240 240V 277 277V 347 347V 480 480V

Mounting	Color	Options	Network Control Options
A Arm mount for square pole/flat surface A_ Arm mount for round pole[3] ASQU Universal arm mount for square pole A_U Universal arm mount for round pole[3] AAU Adjustable arm for pole mounting (universal drill pattern) AA_U Adjustable arm mount for round pole[3] ADU Decorative upswept Arm (universal drill pattern) AD_U Decorative upswept arm mount for round pole[3] MAF Mast arm fitter for 2-3/8" OD horizontal arm K Knuckle T Trunnion WB Wall Bracket, horizontal tenon with MAF WM Wall mount bracket with decorative upswept arm WA Wall mount bracket with adjustable arm	BLT Black Matte Textured BLS Black Gloss Smooth DBT Dark Bronze Matte Textured DBS Dark Bronze Gloss Smooth GTT Graphite Matte Textured LGS Light Grey Gloss Smooth LGT Light Grey Gloss Textured PSS Platinum Silver Smooth WHT White Matte Textured WHS White Gloss Smooth VGT Verde Green Textured Color Option CC Custom Color	F Fusing E Battery Backup[1,2,7,8,9] 2PF Dual Power Feed 2DR Dual Driver TE Tooless Entry BC Backlight Control TB Terminal Block CD Customer Dimming	NXWS16F NX Networked Wireless Enabled Integral NXSMP2-LMO PIR Occupancy Sensor with Automatic Dimming Photocell and Bluetooth Programming[1,4,5] NXWS40F NX Networked Wireless Enabled Integral NXSMP2-HMO PIR Occupancy Sensor with Automatic Dimming Photocell and Bluetooth Programming[1,4,5] NXW NX Networked Wireless Radio Module NXRM2 and Bluetooth Programming, without Sensor[4,5] WIR LightGRID+ In-Fixture Module[4,5] WIRSC LightGRID+ Module and Occupancy Sensor[4,5] Stand Alone Sensors BTS-14F Bluetooth® Programmable, BTSMP-LMO PIR Occupancy Sensor with Automatic Dimming Photocell and 360° Lens BTS-40F Bluetooth® Programmable, BTSMP-HMO PIR Occupancy Sensor with Automatic Dimming® Photocell and 360° Lens BTSO-12F Bluetooth® Programmable, BTSMP-OMNI-O PIR Occupancy Sensor with Automatic Dimming Photocell and 360° Lens 7PR 7-Pin Receptacle[4] 7PR-SC 7-Pin Receptacle with shorting cap[4] 7PR-TL 7-Pin PCR with photocontrol 3PR 3-Pin twist lock[4] 3PR-SC 3-Pin receptacle with shorting cap[4] 3PR-TL 3-Pin PCR with photocontrol[4] Programmed Controls SCP-_F Sensor Control Programmable, 8F or 40F[11] ADD AutoDim Timer Based Dimming[12] ADT AutoDim Time of Day Dimming[12]

1 – Items with a grey background can be done as a custom order. Contact brand representative for more information
2 – Battery temperature rating -20C to 55C
3 – Replace "_" with "3" for 3.5"-4.13" OD pole, "4" for 4.18"-5.25" OD pole, "5" for 5.5"-6.5" OD pole
4 – Networked Controls cannot be combined with other control options
5 – Not available with 2PF option
6 – Not available with 480V
7 – Not available with 347 or 480V
8 – Not available with Dual Driver option
9 – Only available in Size 1 housing, up to 105 Watts
10 – Some voltage restrictions may apply when combined with controls
11 – At least one SCPREMOTE required to program SCP motion sensor. Must select 8ft or 40ft.
12 – Please refer to page 8 for AutoDim ordering guide

© 2025 Current Lighting Solutions, LLC. All rights reserved. Information and specifications subject to change without notice. All values are design or typical values when measured under laboratory conditions.

ADVENT HEALTH LOUISVILLE
100 HEALTH PARK DRIVE
LOUISVILLE, CO 80027
303.673.1000
www.adventhealth.com

SMITHGROUP
1675 LARIMER STREET
SUITE 500
DENVER, CO 80202
303.832.3272
smithgroup.com

Kimley»Horn
6200 SOUTH SYRACUSE WAY
SUITE 300
GREENWOOD VILLAGE, CO 80111
303.228.2307
kimley-horn.com

WSP
2000 SOUTH COLORADO BOULEVARD
SUITE 2-1000
DENVER, CO 80222
WWW.WSP.com

ISSUED FOR	DATE
3RD PUD SUBMITTAL	06MAY2026
2nd PUD SUBMITTAL	10FEB2026
1st PUD SUBMITTAL	17NOV2025

SEALS AND SIGNATURES

NOT FOR CONSTRUCTION

KEYPLAN

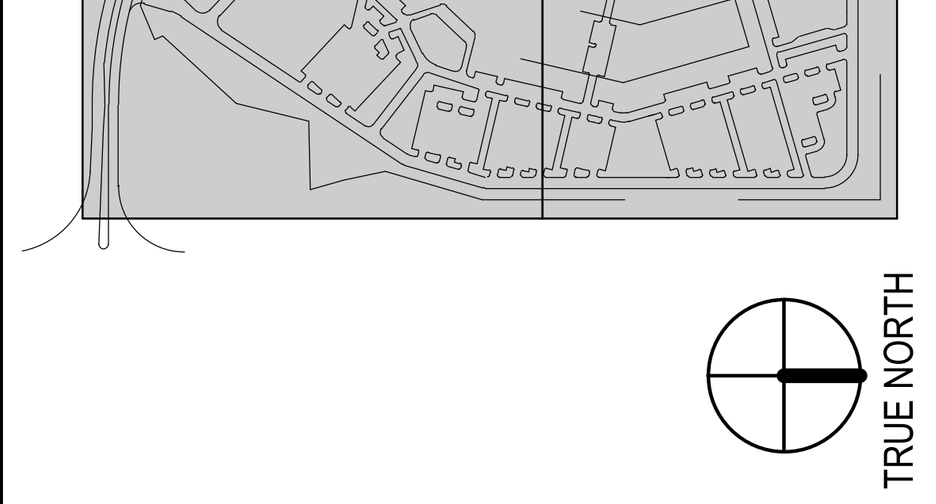

SCALE

SHEET TITLE

LIGHTING SITE PLAN - CUTSHEETS

PUD SHEET NUMBER: 25 OF 39

SG SHEET NUMBER: E-05

PROJECT NUMBER: 15696.00

REDTAIL RIDGE PUD #6

REDTAIL RIDGE PUD #6

PLANNED UNIT DEVELOPMENT AND SPECIAL REVIEW USE
LOT #1, BLOCK 2, REDTAIL RIDGE PUD #6
CITY OF LOUISVILLE, COUNTY OF BOULDER, COLORADO
CASE #

S3, S3B, S4, S5

BEACON design . performance . technology

VIPER Area/Site
VIPER LUMINAIRE

SILICONE STRIKE OPTIC – ORDERING GUIDE (CONTINUED)

Mounting	
A	Arm mount for square pole/flat surface
A_	Arm mount for round pole [3]
ASQU	Universal arm mount for square pole
A_U	Universal arm mount for round pole [3]
AAU	Adjustable arm for pole mounting (universal drill pattern)
AA_U	Adjustable arm mount for round pole [3]
ADU	Decorative upswept Arm (universal drill pattern)
AD_U	Decorative upswept arm mount for round pole [3]
MAF	Mast arm fitter for 2-3/8" OD horizontal arm
K	Knuckle
T	Trunnion
WB	Wall Bracket, horizontal tenon with MAF
WM	Wall mount bracket with decorative upswept arm
WA	Wall mount bracket with adjustable arm

Color	
BLT	Black Matte Textured
BLS	Black Gloss Smooth
DBT	Dark Bronze Matte Textured
DBS	Dark Bronze Gloss Smooth
GTT	Graphite Matte Textured
LGS	Light Grey Gloss Smooth
LGT	Light Grey Gloss Textured
PSS	Platinum Silver Smooth
WHT	White Matte Textured
WHS	White Gloss Smooth
VGT	Verde Green Textured
Color Option	
CC	Custom Color

Options	
BC	Backlight Control (3%)
MBC	Max Backlight Control (1.5%)
LCC	Left Corner Control
RCC	Right Corner Control
F	Fusing
E	Battery Backup [1,2,7,8,9]
2PF	Dual Power Feed
2DR	Dual Driver
TE	Tooless Entry
TB	Terminal Block
CD	Customer Dimming

Network Control Options	
NXWS16F	NX Networked Wireless Enabled Integral NXSMP2-LMO PIR Occupancy Sensor with Automatic Dimming Photocell and Bluetooth Programming [1,4,5]
NXWS40F	NX Networked Wireless Enabled Integral NXSMP2-HMO PIR Occupancy Sensor with Automatic Dimming Photocell and Bluetooth Programming [1,4,5]
NXW	NX Networked Wireless Radio Module NXRM2 and Bluetooth Programming, without Sensor [4,5]
WIR	LightGRID+ In-Fixture Module [4,5]
WIRSC	LightGRID+ Module and Occupancy Sensor [4,5]
Stand Alone Sensors	
BTS-14F	Bluetooth® Programmable, BTSMP-LMO PIR Occupancy Sensor with Automatic Dimming Photocell and 360° Lens
BTS-40F	Bluetooth® Programmable, BTSMP-HMO PIR Occupancy Sensor with Automatic Dimming® Photocell and 360° Lens
BTSO-12F	Bluetooth® Programmable, BTSMP-OMNI-O PIR Occupancy Sensor with Automatic Dimming Photocell and 360° Lens
7PR	7-Pin Receptacle [4]
7PR-SC	7-Pin Receptacle with shorting cap [4]
7PR-TL	7-Pin PCR with photocontrol
3PR	3-Pin twist lock [4]
3PR-SC	3-Pin receptacle with shorting cap [4]
3PR-TL	3-Pin PCR with photocontrol [4]
Programmed Controls	
SCP-_F	Sensor Control Programmable, 8F or 40F [11]
ADD	AutoDim Timer Based Dimming [12]
ADT	AutoDim Time of Day Dimming [12]

1 – Items with a grey background can be done as a custom order. Contact brand representative for more information
2 – Battery temperature rating -20C to 55C
3 – Replace "_" with "3" for 3.5"-4.13" OD pole, "4" for 4.18"-5.25" OD pole, "5" for 5.5"-6.5" OD pole
4 – Networked Controls cannot be combined with other control options
5 – Not available with 2PF option
6 – Not available with 480V
7 – Not available with 347 or 480V
8 – Not available with Dual Driver option
9 – Only available in Size 1 housing, up to 105 Watts
10 – Some voltage restrictions may apply when combined with controls
11 – At least one SCPREMOTE required to program SCP motion sensor. Must select 8ft or 40ft.
12 - Please refer to page 8 for AutoDim ordering guide

© 2025 Current Lighting Solutions, LLC. All rights reserved. Information and specifications subject to change without notice. All values are design or typical values when measured under laboratory conditions.

S3, S3B, S4, S5

BEACON design . performance . technology

VIPER Area/Site
VIPER LUMINAIRE

DATE: LOCATION:
TYPE: PROJECT:
CATALOG #:

ORDERING GUIDE (CONT'D)

CATALOG #

Accessory Type	
SHD	Shield
MTG	Mounting
Accessory Type	
MSC	Miscellaneous

Size	
1	Size 1
2	Size 2
3	Size 3
4	Size 4

Option	
HSS-90-B	House Side Shield 90° Back
HSS-90-F	House Side Shield 90° Front
HSS-90-S	House Side Shield 90° Side
HSS-270-BSS	House Side Shield 270° Back/Side/Side
HSS-270-FSS	House Side Shield 270° Front/Side/Side
HSS-270-FSB	House Side Shield 270° Front/Side/Back
HSS-360	House Side Shield 360°
BC	Back Light Control
A	Arm Mount for square pole/flat surface
ASQU	Universal Arm Mount for square pole
AAU	Adjustable Arm for pole mounting
ADU	Decorative upswept Arm
RPA	Round Pole Adapter
MAF	Mast Arm Fitter for 2-3/8" OD horizontal arm
K	Knuckle
T	Trunnion
WB	Wall Bracket (compatible with universal arm mounts)
Option	
BIRD SPK	Bird Spike

Color	
BLS	Black Gloss Smooth
BLT	Black Matte Textured
DBS	Dark Bronze Gloss Smooth
DBT	Dark Bronze Matte Textured
GTT	Graphite Matte Textured
LGS	Light Gray Gloss Smooth
PSS	Platinum Silver Smooth
WHS	White Gloss Smooth
WHT	White Matte Textured
VGT	Green Landscape Decorative
LEG	Legacy Colors
Color Option	
CC	Custom Color

Current Control Solutions — Accessories (Sold Separately)

NX Lighting Controls

- ☐ NXOFM2-1R1D-UNV — On-fixture Module (7-pin), On / Off / Dim, Daylight Sensor with NX Radio and Bluetooth® Radio, 120–480VAC

LightGRID+ Lighting Control

- ☐ WIR-RME-L — On-fixture Module (7-pin or 5-pin), On / Off / Dim, Daylight Sensor with LightGRID+ Radio, 110–480VAC
- ☐ SCP-REMOTE — Remote Control for SCP/_F option. Order at least one per project to program and control the occupancy sensor

For additional information related to these accessories please visit currentlighting.com/beacon. Options provided for use with integrated sensor, please view specification sheet ordering information table for details.

© 2025 Current Lighting Solutions, LLC. All rights reserved. Information and specifications subject to change without notice. All values are design or typical values when measured under laboratory conditions.

S3, S3B, S4, S5

BEACON design . performance . technology

VIPER Area/Site
VIPER LUMINAIRE

DATE: LOCATION:
TYPE: PROJECT:
CATALOG #:

OPTIC STRIKE PHOTOMETRY

The following diagrams represent the general distribution options offered for this product. For detailed information on specific product configurations, see website photometric test reports.

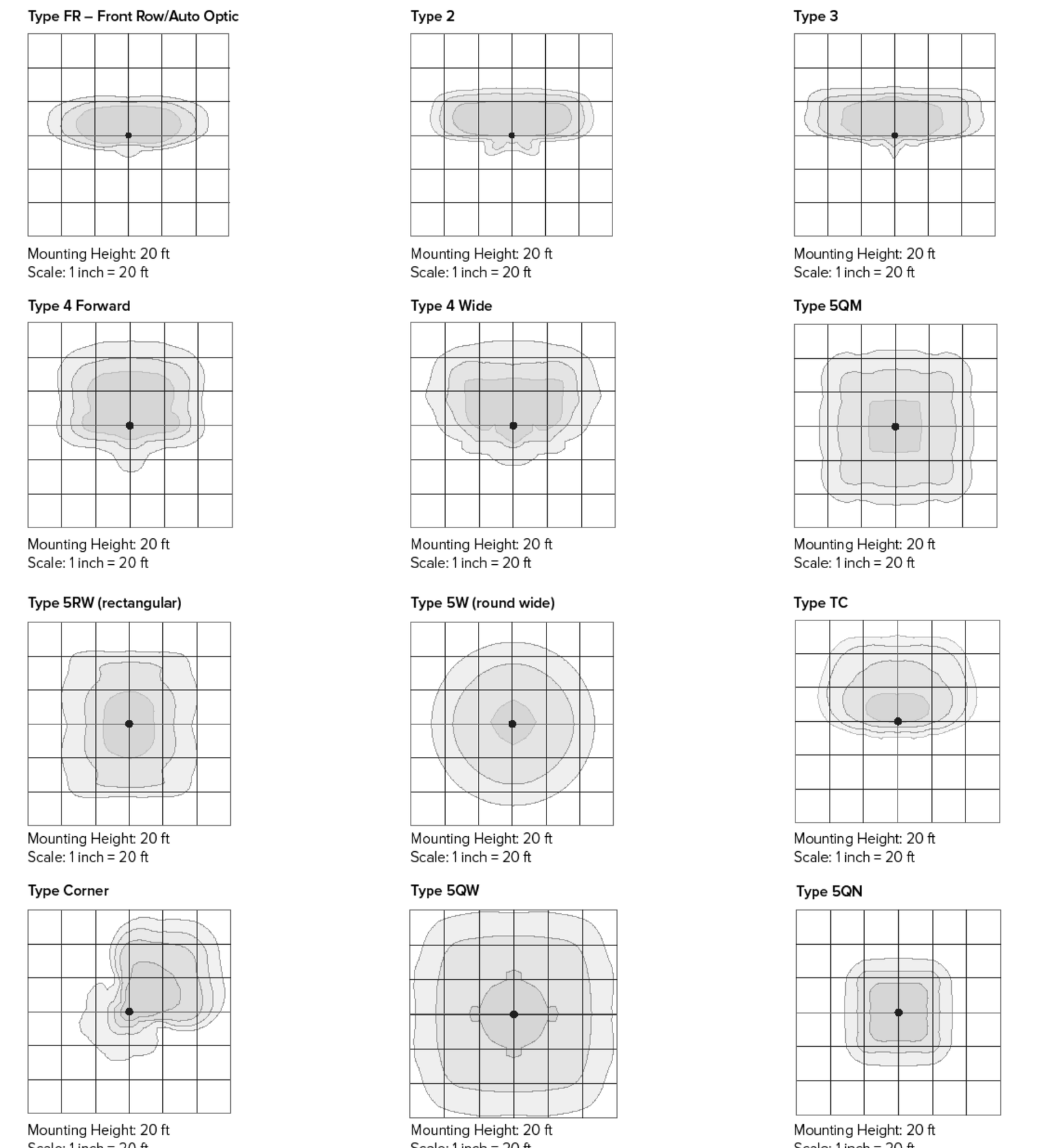

© 2025 Current Lighting Solutions, LLC. All rights reserved. Information and specifications subject to change without notice. All values are design or typical values when measured under laboratory conditions.

S3, S3B, S4, S5

BEACON design . performance . technology

VIPER Area/Site
VIPER LUMINAIRE

DATE: LOCATION:
TYPE: PROJECT:
CATALOG #:

DIMENSIONS

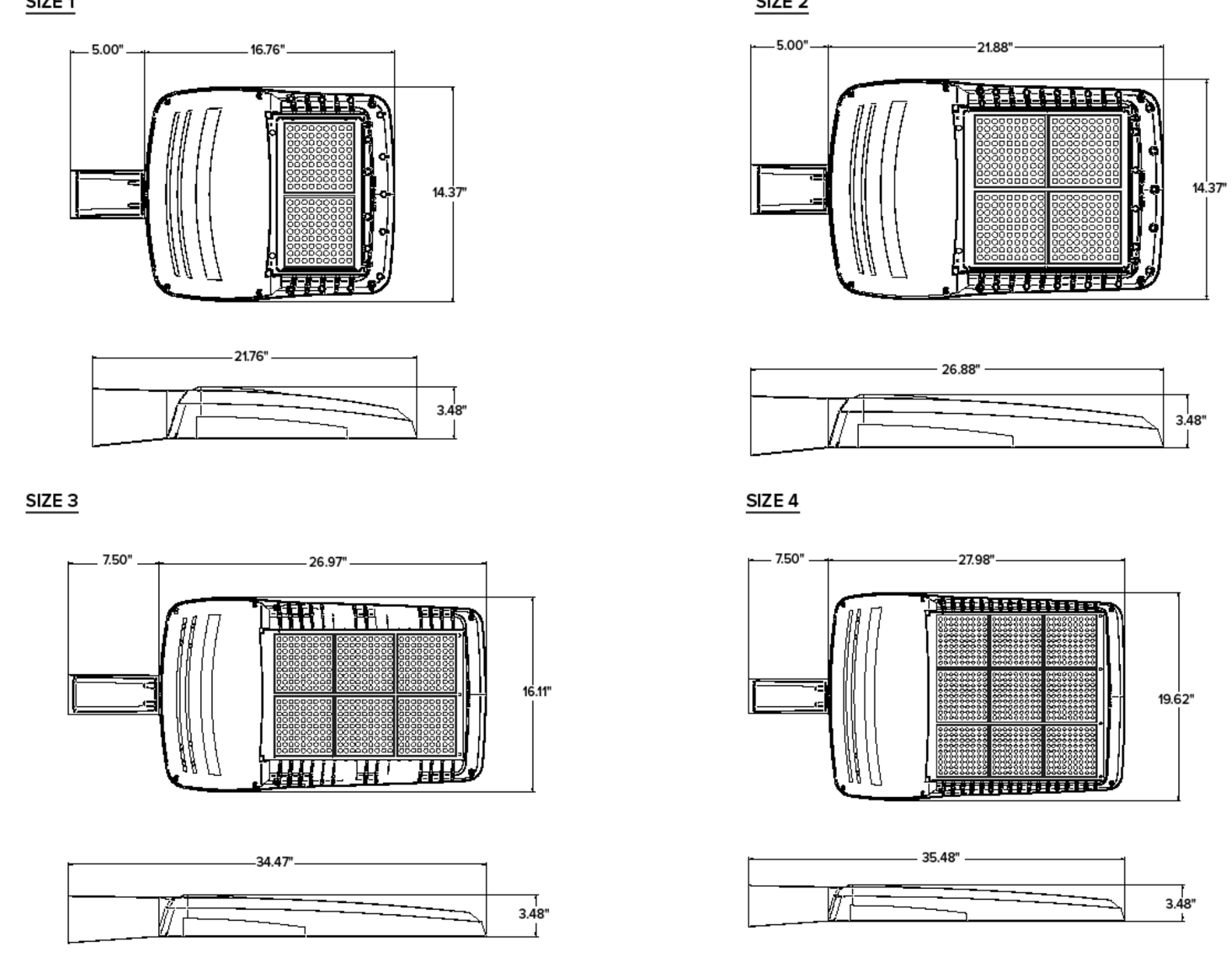

	EPA				
	VP1 (Size 1)	VP2 (Size 2)	VP3 (Size 3)	VP4 (Size 4)	Config.
Single Fixture	0.454	0.555	0.655	0.698	
Two at 180	0.908	1.110	1.310	1.396	
Two at 90	0.583	0.711	0.857	0.948	
Three at 90	1.037	1.266	1.512	1.646	
Three at 120	0.943	1.155	1.392	1.680	
Four at 90	1.166	1.422	1.714	1.896	

	Weight	
	lbs	kgs
VP1 (Size 1)	13.7	6.2
VP2 (Size 2)	16.0	7.26
VP3 (Size 3)	25.9	11.7
VP4 (Size 4)	30.8	13.9

© 2025 Current Lighting Solutions, LLC. All rights reserved. Information and specifications subject to change without notice. All values are design or typical values when measured under laboratory conditions.

S3, S3B, S4, S5

BEACON design . performance . technology

VIPER Area/Site
VIPER LUMINAIRE

DATE: LOCATION:
TYPE: PROJECT:
CATALOG #:

MOUNTING

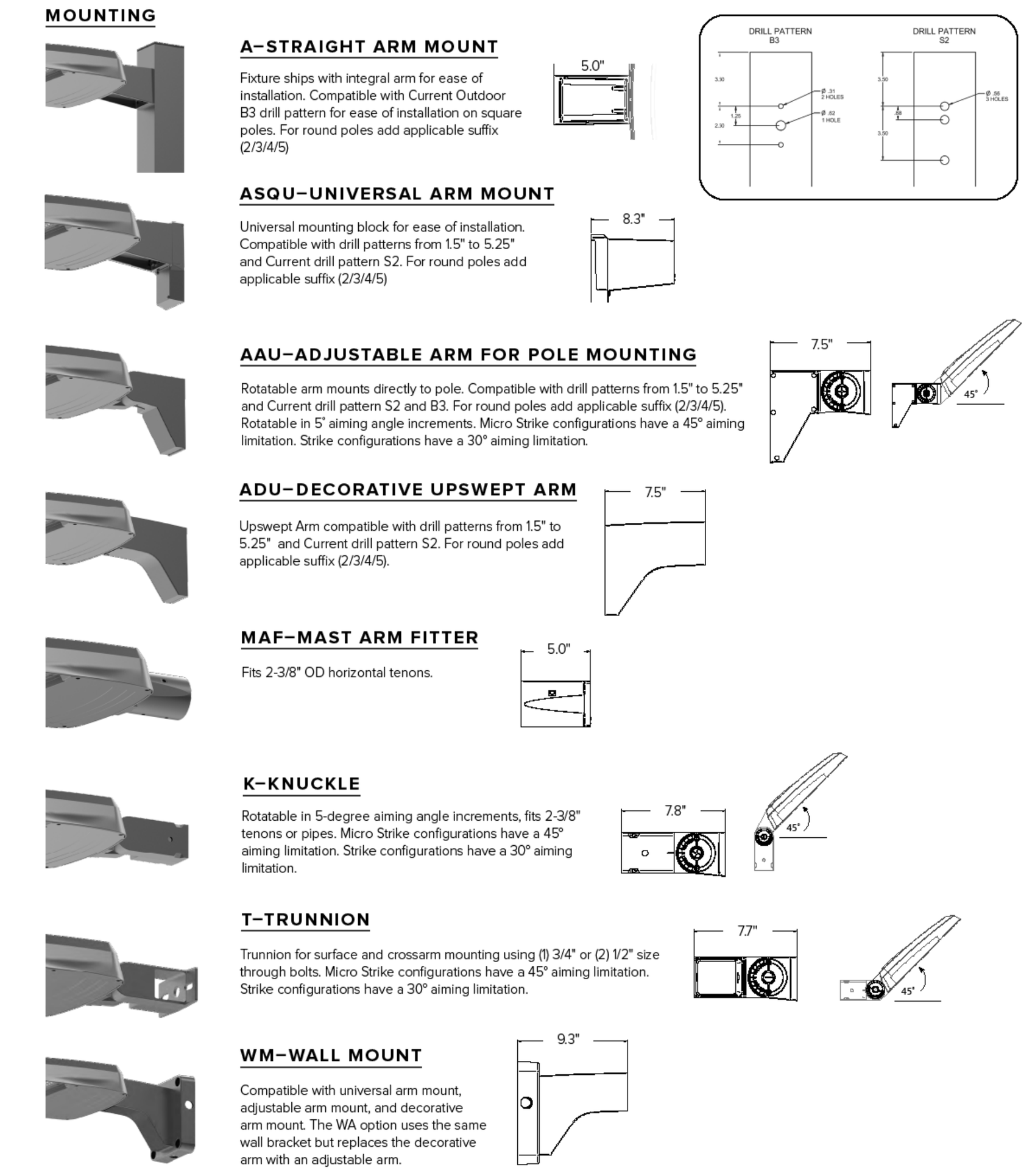

A–STRAIGHT ARM MOUNT
Fixture ships with integral arm for ease of installation. Compatible with Current Outdoor B3 drill pattern for ease of installation on square poles. For round poles add applicable suffix (2/3/4/5)

ASQU–UNIVERSAL ARM MOUNT
Universal mounting block for ease of installation. Compatible with drill patterns from 1.5" to 5.25" and Current drill pattern S2. For round poles add applicable suffix (2/3/4/5)

AAU–ADJUSTABLE ARM FOR POLE MOUNTING
Rotatable arm mounts directly to pole. Compatible with drill patterns from 1.5" to 5.25" and Current drill pattern S2 and B3. For round poles add applicable suffix (2/3/4/5). Rotatable in 5° aiming angle increments. Micro Strike configurations have a 45° aiming limitation. Strike configurations have a 30° aiming limitation.

ADU–DECORATIVE UPSWEPT ARM
Upswept Arm compatible with drill patterns from 1.5" to 5.25" and Current drill pattern S2. For round poles add applicable suffix (2/3/4/5).

MAF–MAST ARM FITTER
Fits 2-3/8" OD horizontal tenons.

K–KNUCKLE
Rotatable in 5-degree aiming angle increments, fits 2-3/8" tenons or pipes. Micro Strike configurations have a 45° aiming limitation. Strike configurations have a 30° aiming limitation.

T–TRUNNION
Trunnion for surface and crossarm mounting using (1) 3/4" or (2) 1/2" size through bolts. Micro Strike configurations have a 45° aiming limitation. Strike configurations have a 30° aiming limitation.

WM–WALL MOUNT
Compatible with universal arm mount, adjustable arm mount, and decorative arm mount. The WA option uses the same wall bracket but replaces the decorative arm with an adjustable arm.

© 2025 Current Lighting Solutions, LLC. All rights reserved. Information and specifications subject to change without notice. All values are design or typical values when measured under laboratory conditions.

B1

3G LIGHTING

3G-DL33RF
3" ROUND FIXED DOWNLIGHT



3" diameter fixed downlight with upgraded performance
Standard 95+ CRI LED system with performance up to 144 LPW
Delivered lumen range up to 3000lm at 95+ CRI
Regressed LED source for enhanced glare control
10° to 90° beam angle options suitable for various applications
Title 24 JA8 certified with maximum 1500lm output
Companion to 3G's Cylinder product family

JA8 TITLE 24

PROJECT:		TYPE:			
CATALOG#:		DATE:		QTY:	

CAT. NO	LUMEN OUTPUT	CRI	COLOR TEMP	BEAM ANGLE	VOLTAGE
3G-DL33RF	10 - 1000 LUMENS 15 - 1500 LUMENS 20 - 2000 LUMENS 25 - 2500 LUMENS 30 - 3000 LUMENS All lumen outputs are delivered lumens at 95+ CRI	H95 - 95+ CRI	27K - 2700K 30K - 3000K 35K - 3500K 40K - 4000K	10D - 10° [1] 20D - 20° [1] 40D - 40° 60D - 60° 90D - 90° * *90D optic supplied with lens. Not available with other lens options	UNV - 120/277V 120 - 120V 347 - 347V [2]

DRIVER	TRIM FLANGE	BEVELED INSERT	HOUSING TYPE
DIM - 0-10V (100-1%) LE - PHASE DIM [3] (TRIAC/ELV, 100-1%) D01 - 0-10V (100-0.1%) DALI - DALI (100-1%) [4] DMX - DMX (100-0%) [5] DHL2 - LUTRON HI-LUME LDE1 (1% ECOSYSTEM)	WT - WHITE TRIM BT - BLACK TRIM ST - SILVER TRIM XTR - TRIMLESS (MUD-IN DRYWALL) MWF - FLANGELESS MILLWORK [6]	WI - WHITE BI - BLACK SI - SILVER	RMD - REMODEL (NON-IC) NCF - NEW CONSTRUCTION FRAME (NON-IC) SH - SHALLOW HOUSING [7] (IC RATED & CP RATED) NC - NEW CONSTRUCTION HOUSING (CP RATED) IC - NEW CONSTRUCTION IC HOUSING [7] NCF and SH housings ship nailer type bar hangers. NC and IC housings available with optional C-channel bar hangers

OPTIONS	
SF	SOFTENING LENS (SUPPLIED STANDARD) *
SB	SANDBLASTED LENS
LS	LINEAR SPREAD LENS
WL	WET LOCATION RATED (SUPPLIED WITH SOFTENING LENS)
CP	CHICAGO PLENUM [8]
BH	C-CHANNEL BAR HANGERS (FOR NC AND IC HOUSINGS ONLY)
EMR	REMOTE EMERGENCY BATTERY [9]
EMB	INTEGRAL EMERGENCY BATTERY (ABOVE CEILING ACCESS REQUIRED) [10]

*Softening lens not provided with 90D optic
Maximum 1 optical accessory

** 3G has upgraded our LED system and overall performance at no additional cost. We now offer 95+CRI as standard. All lumen outputs are delivered lumens. This upgraded LED system is more efficient than our previous 80CRI, 90CRI, and 97CRI options. Please see the last page of this spec sheet to cross-reference old lumen outputs with our new, 95+CRI lumen output options

JA8 (Title 24) Listing available with 1500lm maximum
Driver options include "DIM" (0-10V) and "LE" (Phase dimming)

1 10D and 20D reflector available up to 2000lm
2 347 available in "DIM" 0-10V only (100-1%)
3 Phase dimming options available in 120V only
4 DALI-2 (Type 6) provided as standard
5 3000lm not available with DMX driver option
6 MWF not available with Remodel (NON-IC)
7 Shallow Housing and New Construction IC housing available up to 2000lm
8 Chicago Plenum option available with Shallow Housing (2000lm max) and New Construction Housing
9 Supplied with enclosure with Emergency Battery and driver. Installed remotely by others. Not accessible through fixture aperture
10 Available with NCF (New construction frame housing) only. Above ceiling access required. Not accessible through fixture aperture

B1

3G LIGHTING
3G-DL33RF
3" ROUND FIXED - DOWNLIGHT

PERFORMANCE | TECHNICAL

PERFORMANCE

LUMEN OUTPUT	DELIVERED LUMENS	SYSTEM WATTS	EFFICACY (LPW)
1000	1000	8.6	116
1500	1500	13.5	111
2000	2000	18.3	109
2500	2500	25.8	97
3000	3000	31.2	96

BASED ON 95+ CRI, 3500K, 40D OPTIC WITH SOFTENING LENS
Lumen output and actual wattage may vary +/- 5%

MULTIPLIERS

BEAM ANGLE	
10D	0.92
20D	1.24
40D	1.00
60D	0.97
90D	0.91

COLOR TEMP	
2700K	0.98
3000K	1.00
3500K	1.00
4000K	1.02

HOUSING
Remodel, new construction frame, shallow housing, new construction and IC housing options available
Maximum ceiling thickness of 1.5". Consult factory for modifications
All housing options (except millwork) designed to be easily converted in field to trim or trimless with minimal components
Housing rated for #12 AWG (4 in, 4 out), 90°C conductors and through branch wiring

BEVELED INSERT
Cast aluminum beveled insert with matte powder coated finish
3" aperture with regressed LED source for enhanced glare control

TRIM
Machined aluminum trim flange with matte powder coated finish and minimal 0.375" overlap

TRIMLESS
Mudding flange features a perforated surface for easy mud-in application
Integral blocking support provided to ensure fixture is properly secured within ceiling structure

OPTICS
Proprietary anodized, aluminum reflectors
Beam angle available in 10°, 20°, 40°, 60° and 90°
Reflectors are field replaceable (10° reflector not interchangeable)
Softening lens supplied standard

LED SYSTEM
Standard 95+ CRI
Color consistency <2 SDCM
Available in 27K, 30K, 35K, and 40K
L90 > 50,000 hours

ELECTRICAL
Standard 0-10V, constant current drivers
100-1% dimming range and >0.9 power factor
Standard 120/277V universal voltage with several driver options
120V Forward Phase/Reverse Phase driver option (100-1%)
Integral drivers are easily accessible through luminaire aperture

EMERGENCY
7W output for 90 minutes (+/- 800lm at 95+ CRI). Title 24 Certified
Integral emergency battery (above ceiling access required)
Remote emergency battery (not accessible through fixture aperture)
Maximum remote mounting distance:
3000lm or below - 50ft (12AWG) or 25ft (14AWG)
Above 3000lm - 30ft (12AWG) or 20ft (14AWG)
Caution: Emergency Battery utilizes more than one power source and servicing should be performed by qualified personnel

MOUNTING
Trim fixture designed for use in drywall, wood, acoustic, and other architectural ceilings
Trimless fixture designed for use in drywall, mud-in ceiling applications
Recommended cut-out for Millwork Flangeless option (3.525")
Recommended cut-out for other housing options (3 13/16")
New construction frame and IC rated shallow housing ship with nailer type bar hangers (14" to 26" extension)
Optional C-Channel bar hangers available for NC and IC housing options

LISTING
ETL listed and conforms to UL1598 standard
Certified to CSA22.2 NO.250.0.
JA8 (Title 24) Listed
Rated for dry or damp locations

WARRANTY
5 year limited warranty
LED system rated for operation in ambient environments up to 25°C

B1

3G LIGHTING
3G-DL33RF
3" ROUND FIXED - DOWNLIGHT

TRIM HOUSING OPTIONS

RMD - REMODEL (NON-IC)

NCF - NEW CONSTRUCTION FRAME (NON-IC)

SH - SHALLOW HOUSING (2000LM MAX) (IC RATED AND CP RATED)

NC- NEW CONSTRUCTION HOUSING (NON-IC AND CP RATED)
IC - NEW CONSTRUCTION IC HOUSING (2000LM MAX)

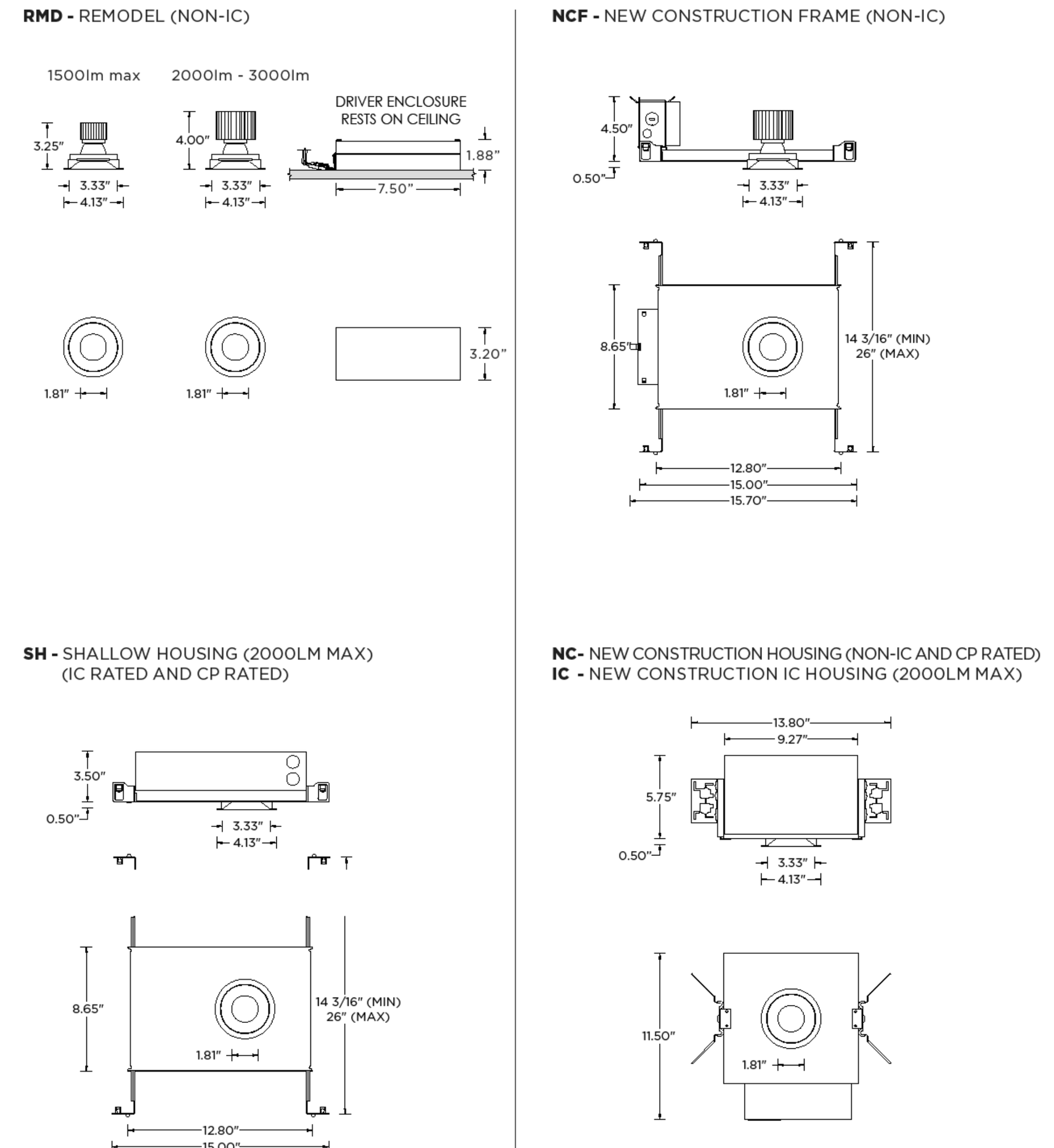

B1

3G LIGHTING
3G-DL33RF
3" ROUND FIXED - DOWNLIGHT

REFERENCE CHART

LUMEN OUTPUT REFERENCE CHART

3G has upgraded our LED system and overall performance at no additional cost. We now offer 95+CRI as standard. All lumen outputs are delivered lumens. This new LED system is more efficient than our previous 80CRI, 90CRI, and 97CRI options. Please use these charts to cross-reference old lumen outputs with our new, 95+CRI lumen output options

80CRI REFERENCE CHARTS
MATCH THE GRADIENT SHADE FROM THE OLD LUMEN OUTPUT CHART TO THE NEW LUMEN OUTPUT OPTION

OLD 80CRI SPECS			
LUMEN OUTPUT	DELIVERED LUMENS	SYSTEM WATTS	EFFICACY (LPW)
1000	1080	10.3	105
1500	1408	13.9	101
2200	2132	21.9	97
3000	2799	31.3	89

NEW 95+CRI SPECS			
LUMEN OUTPUT	DELIVERED LUMENS	SYSTEM WATTS	EFFICACY (LPW)
1000	1000	8.6	116
1500	1500	13.5	111
2000	2000	18.3	109
2500	2500	25.8	97
3000	3000	31.2	96

90CRI REFERENCE CHARTS
MATCH THE GRADIENT SHADE FROM THE OLD LUMEN OUTPUT CHART TO THE NEW LUMEN OUTPUT OPTION

OLD 90CRI SPECS			
LUMEN OUTPUT	DELIVERED LUMENS	SYSTEM WATTS	EFFICACY (LPW)
1000	950	10.3	92
1500	1239	13.9	89
2200	1876	21.9	86
3000	2463	31.3	79

NEW 95+CRI SPECS			
LUMEN OUTPUT	DELIVERED LUMENS	SYSTEM WATTS	EFFICACY (LPW)
1000	1000	8.6	116
1500	1500	13.5	111
2000	2000	18.3	109
2500	2500	25.8	97
3000	3000	31.2	96

B2

prescolite

DATE: LOCATION:
TYPE: PROJECT:
CATALOG #:

LFR-6SQD
LITEFRAME 6" SQUARE DOWNLIGHT

LITEFRAME 2.0

FEATURES
- 6" LED downlight delivering 1000–8000 lumens
- Direct Install from below ceiling for New Construction or Remodel applications
- Optional housing accessories available
- Five beam distributions
- 2700K–5000K, 80+ and 90+ CRI (2 SDCM)
- Dimming protocols include 0–10V, Phase (Forward/Reverse), DALI, DMX, and Lutron EcoSystem
- NX Lighting Controls wired and wireless controls capability available

SERVICE PROGRAMS
STOCK QS10

C US — WET LOCATION With CL Lens Option

CONTROLS TECHNOLOGY
NX WIRELESS NX WIRED

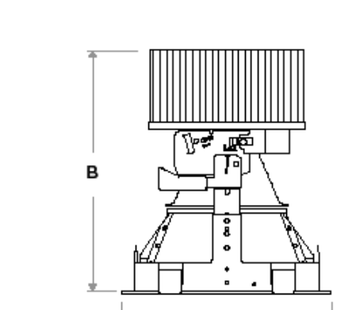

Typical Dimensions and Weights			
Lumen Package	"A" Width Inches (mm)	"B" Height Inches (mm)	Weight lbs (kg)
10L - 35L	7.38 (187)	6.71 (170)	4.6 (2.1)
40L - 50L	7.38 (187)	7.28 (185)	4.8 (2.2)
60L - 80L	7.38 (187)	8.47 (215)	5.4 (2.4)

See DIMENSIONS section for complete details

SPECIFICATIONS

CONSTRUCTION
- Standard Fixture Module designed for Non-IC, Direct Install construction
- Optional Non-IC frame or IC housing available with pre-installed bar hangers
- Die cast aluminum fixture module support ring with spring steel clips for secure mounting to ceiling
- Driver J-Box can be installed and accessed from below the ceiling as direct install or easily snap on to optional housing frame/enclosure
- Light Engine connections use plenum rated (CMP) cable

OPTICS
- High purity, 4 panel aluminum reflector, self-flanged
- Specular or Semi-Specular anodized or White painted cone reflector finish/colors
- Painted flange options in White or Black
- Optional clear lens trim for wet location applications
- Wide Angle and Soft Focus lens filter/clip accessories available

ELECTRICAL
- Chip-on-board LED with 2 SDCM
- Multiple CCTs, 80+ or 90+ CRI
- Long LED life: L90 at >50,000 hours (TM-21)
- Universal voltage 120–277V driver, 347V optional
- UL Class 2, inherent short circuit and overload protection
- Flicker-free dimming options in a wide range of protocols from 1% to <0.1% performance
- 0–10V, Phase (Forward/Reverse), DALI, DMX, and Lutron EcoSystem options
- NX Lighting Controls provides options for standalone and networked functionality with wired or wireless connectivity for NX system deployments
- Integral and remote emergency battery options available

INSTALLATION
- Accommodates ceiling thickness from 0.50" to 2.50"
- Fixture Module including driver fully accessible from above or below the ceiling
- 10L-15L Fixture Modules are inherently protected IC without the use of IC housing enclosure. (IC housing is still recommended when using loose-fill or spray foam insulation types.)

CERTIFICATIONS
- cCSAus certified to UL 1598
- For ≥60L: Marked spacing required 36" fixture center to center; 18" fixture center to building member; 0.5" above fixture
- Suitable for wet locations, covered ceiling when used with CL lens trim; all other configurations, suitable for damp locations
- EM/EMR: Certified under UL 924 standard for emergency lighting and power equipment
- EM/EMR: Emergency battery packs are California Energy Commission (CEC) Title 20 Compliant
- Approved for 8 (4 in/4 out) No. 12AWG conductors rated for 90°C through wiring

WARRANTY
- 5 year warranty

KEY DATA	
Lumen Range	1000–8000
Wattage Range	8–70
Efficacy Range (LPW)	114–143
Reported Life (Hours)	L90 / >50,000
Input Current (mA)	66–583 (120V)

*Based on Specular, 35K, 80 CRI

© 2023 HLI Solutions, Inc. All rights reserved. Information and specifications subject to change without notice. All values are design or typical values when measured under laboratory conditions.

ADVENT HEALTH LOUISVILLE
100 HEALTH PARK DRIVE
LOUISVILLE, CO 80027
303.673.1000
www.adventhealth.com

SMITHGROUP
1675 LARIMER STREET
SUITE 500
DENVER, CO 80202
303.832.3272
smithgroup.com

Kimley»Horn
6200 SOUTH SYRACUSE WAY
SUITE 300
GREENWOOD VILLAGE, CO 80111
303.228.2307
kimley-horn.com

WSP
2000 SOUTH COLORADO BOULEVARD
SUITE 2-1000
DENVER, CO 80222
WWW.WSP.com

ISSUED FOR	DATE
3RD PUD SUBMITTAL	06MAY2026
2nd PUD SUBMITTAL	10FEB2026
1st PUD SUBMITTAL	17NOV2025

SEALS AND SIGNATURES

NOT FOR CONSTRUCTION

KEYPLAN

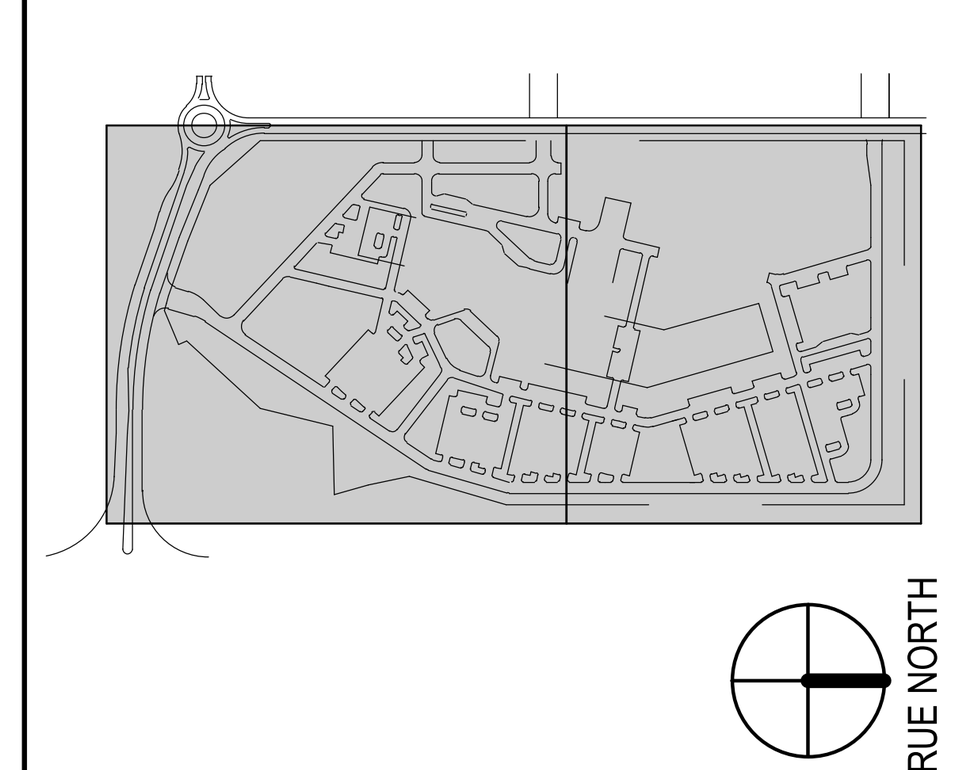

SCALE

SHEET TITLE

LIGHTING SITE PLAN - CUTSHEETS

PUD SHEET NUMBER: 26 OF 39
SG SHEET NUMBER: E-06

PROJECT NUMBER: 15696.00

REDTAIL RIDGE PUD #6

PLANNED UNIT DEVELOPMENT AND SPECIAL REVIEW USE
LOT #1, BLOCK 2, REDTAIL RIDGE PUD #6
CITY OF LOUISVILLE, COUNTY OF BOULDER, COLORADO
CASE #

ADVENT HEALTH LOUISVILLE

100 HEALTH PARK DRIVE
LOUISVILLE, CO 80027
303.673.1000
www.adventhealth.com

SMITHGROUP

1675 LARIMER STREET
SUITE 500
DENVER, CO 80202
303.832.3272
smithgroup.com

Kimley»Horn

6200 SOUTH SYRACUSE WAY
SUITE 300
GREENWOOD VILLAGE, CO 80111
303.228.2307
kimley-horn.com

WSP

2000 SOUTH COLORADO BOULEVARD
SUITE 2-1000
DENVER, CO 80222
WWW.WSP.com

ISSUED FOR	DATE
3RD PUD SUBMITTAL	06MAY2026
2nd PUD SUBMITTAL	10FEB2026
1st PUD SUBMITTAL	17NOV2025

SEALS AND SIGNATURES

NOT FOR CONSTRUCTION

KEYPLAN

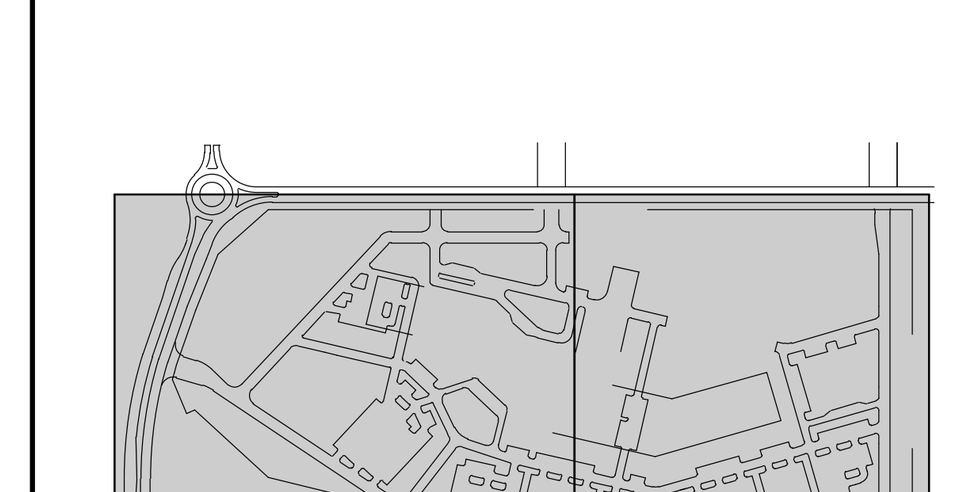

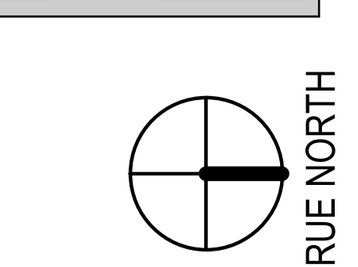

SCALE

SHEET TITLE

LIGHTING SITE PLAN - CUTSHEETS

PUD SHEET NUMBER	SG SHEET NUMBER
27 OF 39	E-07

PROJECT NUMBER

15696.00

REDTAIL RIDGE PUD #6

---

prescolite

DATE: | LOCATION: | B2
TYPE: | PROJECT:
CATALOG #:

LFR-6SQD

LITEFRAME 6" SQUARE DOWNLIGHT

Gray Shading = Service Program STOCK QS10 Limit of 150 Luminaries

ORDERING GUIDE

Example: LFR–6SQD–M–10L35K8–WD–DM1 / LFR–6SQD–T–S / LFR-6SQD-H

CATALOG #

FIXTURE MODULE

LFR-6SQD-M – Lumen Output / CCT / CRI – Distribution – Driver Options / Control Options / Voltage – Module Options

Ap/Shp/Funct
- LFR-6SQD-M 6" Square Downlight Fixture Module for Direct Install
- (Non-IC frame or IC housing available under Housing Options below)

Lumen Output
- 10L 1000
- 15L 1500
- 20L 2000
- 25L 2500
- 30L 3000
- 35L 3500
- 40L 4000
- 50L 5000
- 60L 6000[1]
- 70L 7000[1]
- 80L 8000[1]

CCT
- 27K 2700K
- 30K 3000K
- 35K 3500K
- 40K 4000K
- 50K 5000K

CRI
- 8 80+
- 9 90+

Distribution
- VNR Very Narrow (16°/0.3 SC)
- NR Narrow (27°/0.5 SC)
- MD Medium (38°/0.6 SC)
- WD Wide (50°/0.9 SC)
- XW Extra Wide (62°/1.2 SC)[12]

Driver Options
- DM1 0–10V Dimming to 1%
- DM01 0–10V Dimming to < 1%[2]
- PDM Phase (Forward/Reverse) Dimming to 1%[2]
- DMX DMX with RDM dimming to < 0.1%[2]
- DALI DALI Dimming to 1%[2]
- EDM Lutron Hi-Lume EcoSystem Dimming to 1%[2]

Control Options
- NX Lighting Controls
- Networked Wireless
- NXW NX Networked Wireless Radio Module NXRM2 and Bluetooth Programming, without Sensor[3]
- Networked Wired
- NXE NX Wired Dual RJ45 SmartPORTS, without Sensor[3]

Voltage
- Standard 120–277V
- 34 347V[4]

Module Options
- CP Chicago Plenum[5,6]
- EM 6W Emergency Battery Pack (CEC Title 20 Compliant) with integral test switch and indicator light[6]
- EMR 6W Emergency Battery Pack (CEC Title 20 Compliant) with remote test switch and indicator light[6]
- DTS Device Transfer Switch with Dimming Bypass[6,7]

TRIM (Ships separately)

LFR-6SQD-T – Distribution – Reflector Finish/Color / Flange Color Options / Lens Options / Lower Trim Options

Aperture/Shape/Function
- LFR-6SQD-T 6" Square Downlight Trim Assembly

Distribution
- Standard NR, MD, WD, XW
- VNR Very Narrow

Reflector Finish/Color
- S Specular[12]
- SS Semi-Specular
- WC Painted White Cone and Flange

Flange Color Options
- Standard matches reflector color
- WT White Flange[8]
- BT Black Flange

Lens Options
- Standard no lens
- CL Clear Lens (Wet listed)[9]

Lower Trim Options
- EM Pre-punched reflector for EM integral test switch and indicator[9]
- FM Flush Mount Flange[13]

HOUSING OPTIONS (Ships separately)

Aperture/Shape/Function	
☐ LFR-6SQD-H	6" Housing Frame, New Construction, Non-IC
☐ LFR-6SQD-H-IC	6" Housing Enclosure, New Construction, IC Rated[10,11]

Accessories	
☐ SFL6	Soft Focus Lens and Clip, 6" Square
☐ WAL6	Wide Angle 80° Lens and Clip, 6" Square
☐ LiteGear	LiteGear® Inverter, 125VA–250VA
☐ LPS Series	LightPower Micro-Inverter, 20VA–55VA
☐ LF-FMR6-SQ	Flush Mount Mud-in Ring, 6" Square[13]
☐ LF-MOR6-SQ-WH	Metal Oversized Ring, 6" Square, White (10.3" outside dimension)

Notes:
1 60L–80L require marked spacing. See line art for more details.
2 DM01, PDM, DMX, DALI available up to 50L. EDM available 15L–40L.
3 NX requires DM1 driver option.
4 347V requires DM1 driver option; available 10L–40L; not available with Controls, DTS, EM, EMR.
5 CP not available with PDM, DMX, or Controls.
6 Module options not available in combination.
7 DTS available with DM1, DM01, or DALI.
8 WT not needed for WC.
9 CL lens and EM trim options not available in combination.
10 IC available up to 35L; 10L-15L Fixture Modules are inherently protected IC without the use of IC housing enclosure. (IC housing is still recommended when using loose-fill or spray foam types.)
11 IC Housing not for use in combination with Controls or with Module Options CP, EM, EMR, DTS.
12 XW distribution is not available for Specular (S) reflector finish.
13 Flush Mount Flange requires FMR accessory.

© 2023 HLI Solutions, Inc. All rights reserved. Information and specifications subject to change without notice. All values are design or typical values when measured under laboratory conditions.

---

prescolite

B2

LFR-6SQD

LITEFRAME 6" SQUARE DOWNLIGHT

PERFORMANCE DATA TABLE

Performance data shown is 3500K 80+CRI with Specular reflector except Extra Wide distribution which is Semi-Specular.

Lumen Package	Nominal Lumens	Distribution	Delivered Lumens	Watts	LPW
10L	1000	Very Narrow	1060	7.5	142
		Narrow	1050	7.5	141
		Medium	1023	7.5	137
		Wide	971	7.5	130
		Extra Wide	1025	7.5	137
15L	1500	Very Narrow	1622	11.4	142
		Narrow	1607	11.4	141
		Medium	1566	11.4	137
		Wide	1486	11.4	130
		Extra Wide	1568	11.4	138
20L	2000	Very Narrow	2069	14.5	143
		Narrow	2050	14.5	141
		Medium	1998	14.5	138
		Wide	1896	14.5	131
		Extra Wide	2001	14.5	138
25L	2500	Very Narrow	2707	19.4	139
		Narrow	2682	19.4	138
		Medium	2613	19.4	135
		Wide	2480	19.4	128
		Extra Wide	2618	19.4	135
30L	3000	Very Narrow	3307	24.2	137
		Narrow	3277	24.2	136
		Medium	3192	24.2	132
		Wide	3030	24.2	125
		Extra Wide	3198	24.2	132
35L	3500	Very Narrow	3870	28.9	134
		Narrow	3835	28.9	133
		Medium	3736	28.9	129
		Wide	3546	28.9	123
		Extra Wide	3743	28.9	129
40L	4000	Very Narrow	4357	32.3	135
		Narrow	4317	32.3	134
		Medium	4206	32.3	130
		Wide	3992	32.3	124
		Extra Wide	4213	32.3	131
50L	5000	Very Narrow	5415	41.9	129
		Narrow	5366	41.9	128
		Medium	5228	41.9	125
		Wide	4962	41.9	118
		Extra Wide	5237	41.9	125
60L	6000	Very Narrow	6653	49.5	134
		Narrow	6592	49.5	133
		Medium	6423	49.5	130
		Wide	6096	49.5	123
		Extra Wide	6434	49.5	130
70L	7000	Very Narrow	7768	59.0	132
		Narrow	7697	59.0	130
		Medium	7500	59.0	127
		Wide	7118	59.0	121
		Extra Wide	7513	59.0	127
80L	8000	Very Narrow	8882	69.2	128
		Narrow	8801	69.2	127
		Medium	8575	69.2	124
		Wide	8139	69.2	118
		Extra Wide	8591	69.2	124

© 2023 HLI Solutions, Inc. All rights reserved. Information and specifications subject to change without notice. All values are design or typical values when measured under laboratory conditions.

---

prescolite

DATE: | LOCATION: | B2
TYPE: | PROJECT:
CATALOG #:

LFR-6SQD

LITEFRAME 6" SQUARE DOWNLIGHT

DIMENSIONS

LFR-6SQD-M

Fixture Module consists of Light Engine and Driver J-Box assemblies. Overall dimensions for each are dependent upon configuration selected. See the following pages for details.

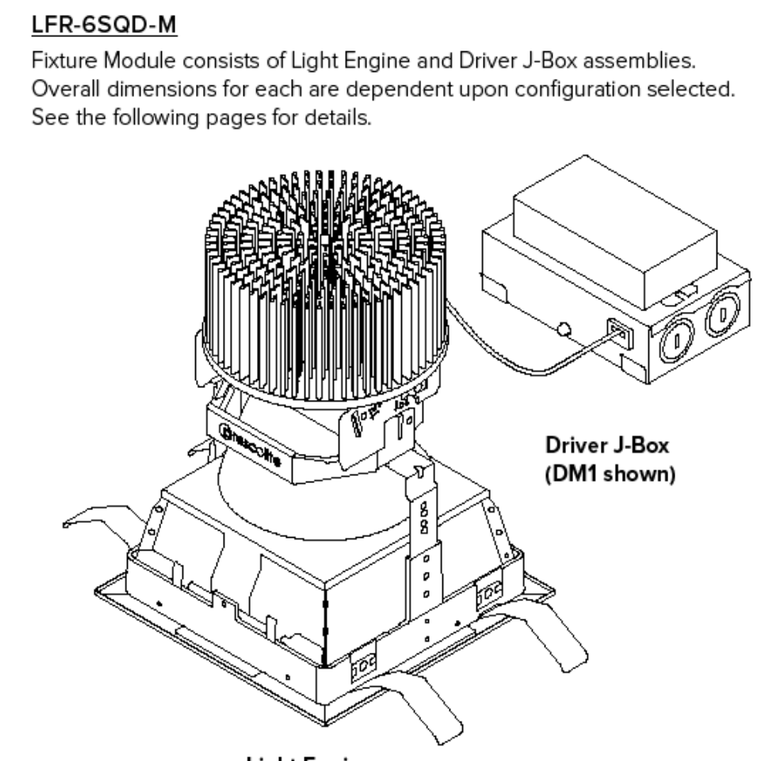

Light Engine with Trim assembly installed

DIMENSIONAL DATA		
APERTURE		□ 6.00" (152.4mm)
FLANGE WIDTH	Standard	0.69" (17.5mm)
	Flush Mount	0.20" (5.1mm)
FLANGE TO FLANGE	Standard	□ 7.38" (187.4mm)
	Flush Mount	□ 6.40" (162.6mm)
CEILING CUTOUT	Standard	□ 6.75" (171.5mm)
	Flush Mount	□ 6.88" (174.7mm)
CEILING THICKNESS		0.50" – 2.50" (12.7 – 63.5mm)

LFR-6SQD LIGHT ENGINE

OVERALL LIGHT ENGINE HEIGHT "A" *				
LUMEN PACKAGE	FIXTURE MODULE	BEAM DISTRIBUTION: VNR	NR / MD / WD	XW
10L–35L	STANDARD	7.95" (202.0mm)	6.71" (170.5mm)	6.23" (158.3mm)
	CP	11.11" (282.1mm)	9.89" (250.6mm)	9.39" (238.5mm)
40L–50L	STANDARD	8.52" (216.5mm)	7.28" (185.0mm)	6.80" (172.8mm)
	CP	11.11" (282.1mm)	9.89" (250.6mm)	9.39" (238.5mm)
60L–80L	STANDARD	9.71" (246.7mm)	8.47" (215.2mm)	7.99" (203.0mm)
	CP	11.11" (282.1mm)	9.89" (250.6mm)	9.39" (238.5mm)

* Note: Add ½" minimum plenum clearance above overall Light Engine Height.
** For ≥60L: Marked spacing required 36" fixture center to center; 18" fixture center to building member; 0.5" above fixture.
*** Non-IC rating requires 3" from insulation and combustible materials.

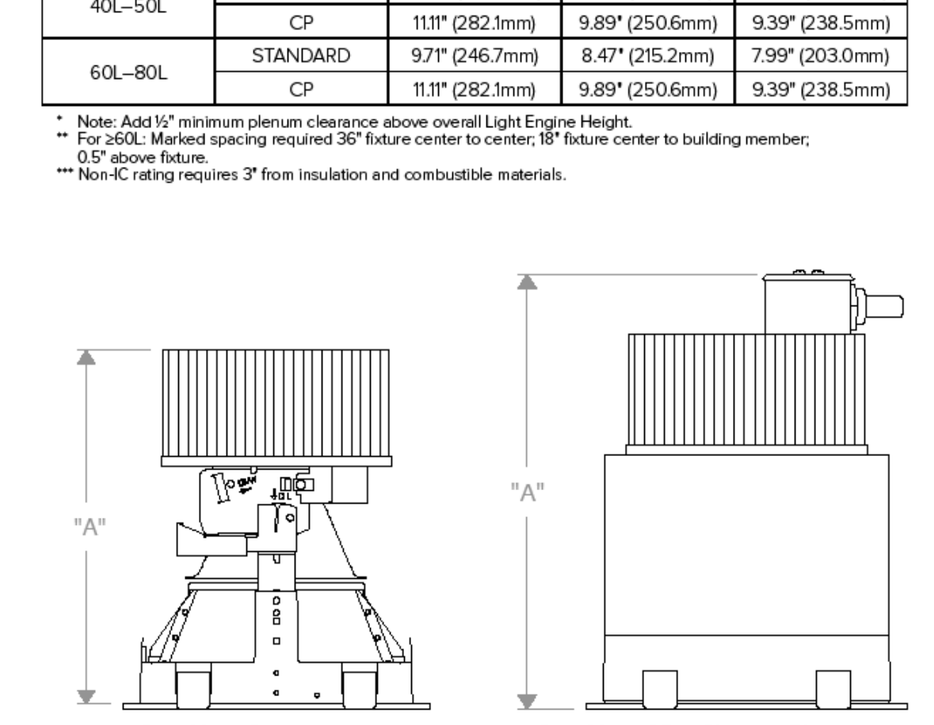

Side View Standard — Side View CP – Chicago Plenum

© 2023 HLI Solutions, Inc. All rights reserved. Information and specifications subject to change without notice. All values are design or typical values when measured under laboratory conditions.

---

prescolite

DATE: | LOCATION: | B2
TYPE: | PROJECT:
CATALOG #:

LFR-6SQD

LITEFRAME 6" SQUARE DOWNLIGHT

PHOTOMETRY CONTINUED

LFR-6SQD-M-20L35K8WD-DM1 / LFR-6SQD-T-S

LUMINAIRE DATA

Test No.	P22.00584
Description	2000 lm, Wide, 3500K, 80 CRI
Delivered Lumens	1896
Watts	14.5W
Efficacy	131
Mounting	Recessed/Ceiling
Spacing Criterion	0.9
Beam Angle (FWHM)	50

ZONAL LUMEN SUMMARY

Zone	Lumens	% Luminaire
0-40	1883	99.3
0-60	1896	100.0
0-90	1896	100.0
0-180	1896	100.0

POLAR GRAPH

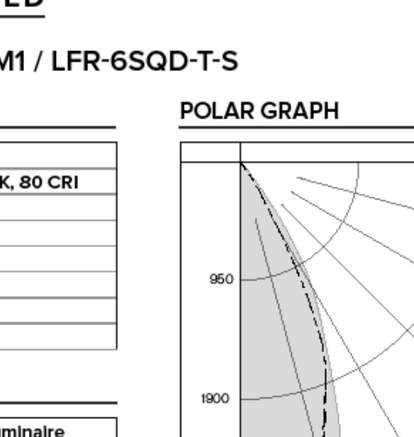

CANDELA DISTRIBUTION

Degree	Candela
0	2574
5	2602
15	2612
25	1491
35	168
45	4
55	1
65	0
75	0
85	0
90	0

LUMINANCE DATA*

Vertical Angle	Average
45°	244
55°	75
65°	0
75°	0
85°	0

*Candela/Square Meter

LFR-6SQD-M-20L35K8XW-DM1 / LFR-6SQD-T-SS

LUMINAIRE DATA

Test No.	22.00821
Description	2000 lm, Extra Wide, 3500K, 80 CRI
Delivered Lumens	2001
Watts	14.6W
Efficacy	138
Mounting	Recessed/Ceiling
Spacing Criterion	1.2
Beam Angle (FWHM)	62

ZONAL LUMEN SUMMARY

Zone	Lumens	% Luminaire
0-40	1971	98.5
0-60	2001	100.0
0-90	2001	100.0
0-180	2001	100.0

POLAR GRAPH



CANDELA DISTRIBUTION

Degree	Candela
0	1663
5	1748
15	1701
25	1837
35	481
45	2
55	0
65	0
75	0
85	0
90	0

LUMINANCE DATA*

Vertical Angle	Average
45°	122
55°	0
65°	0
75°	0
85°	0

*Candela/Square Meter

LUMEN MULTIPLIER

Option	27K8	30K8	35K8	40K8	50K8	27K9	30K9	35K9	40K9	50K9
Multiplier	0.93	0.96	1.00	1.01	1.03	0.78	0.82	0.85	0.87	0.89

Photometrics are published below at a nominal 3500 Kelvin, 80+ CRI. This table may be used to approximate the lumen values at different Kelvin temperatures. Power consumption would stay the same.

LENS OPTION / LENS FILTER ACCESSORY MULTIPLIER (Based on Clear Specular)

Option	CL (Clear Lens)	SFL6 (Soft Focus Accessory)	WAL6 (Wide Angle Accessory)
Multiplier	0.97	0.95	0.85

Multiply lumen/lens multipliers to calculate applicable combinations. Example: 30K8 with Clear Lens option (CL) = 0.96 x 0.97 = **0.97**

© 2023 HLI Solutions, Inc. All rights reserved. Information and specifications subject to change without notice. All values are design or typical values when measured under laboratory conditions.

KIM LIGHTING

DATE: | LOCATION: | D1, P1
TYPE: | PROJECT:
CATALOG #:

RSAK Series Poles

ROUND STRAIGHT ALUMINUM

SPECIFICATIONS

CONSTRUCTION
- Shaft: One-piece straight aluminum with round cross section; Extruded shafts of 6061-T6 aluminum in 1/8", 3/16", or 1/4" thickness. Base plate of 356 cast aluminum
- Bolt covers: Four (4) individual bolt covers provided, painted to match pole and base finish
- Pole cap: Cap available for side mounted luminaires. Open top or tenons provided for post top mounted luminaires
- Hand hole: Rectangular 3x5 aluminum hand hole frame (2.28" x 4.38" opening); Mounting provisions for grounding lug located behind gasketed cover
- Anchor bolts: Four galvanized anchor bolts provided per pole with minimum yield of 55,000 psi (ASTM F1554). Galvanized hardware with two washers and two nuts per bolt for leveling
  - Anchor bolt part numbers: 3/4 x 30 x 3 — TAB-30-M38
- Super Durable polyester-TGIC powder coat finish with nominal 3.0 mil thickness. Meets or exceeds AAMA 2604 standards.

INSTALLATION
- Lighting installations for side and top mounting of luminaires with effective projected area (EPA) not exceeding maximum allowable loading of the specified pole in its installed geographic location

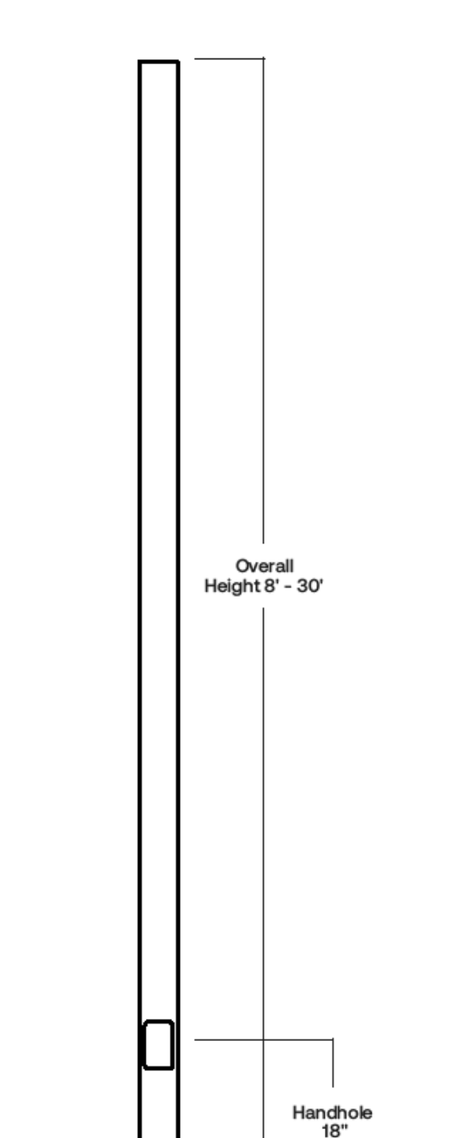

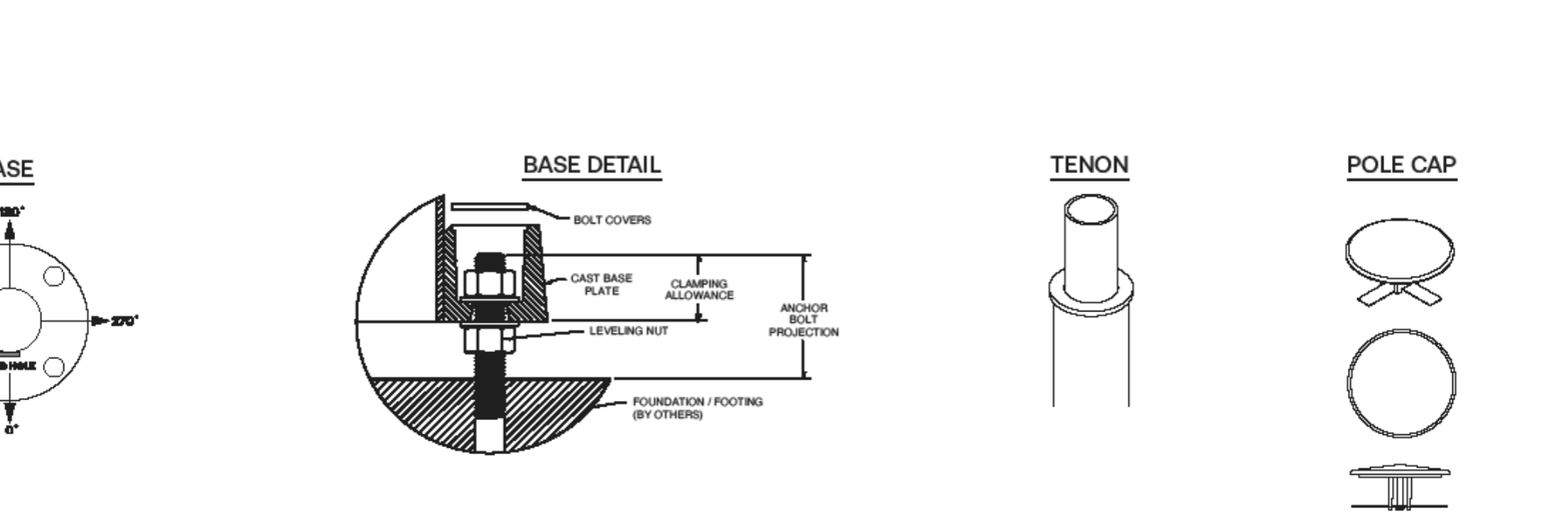

© 2025 HLI Solutions, Inc. All rights reserved. Information and specifications subject to change without notice. All values are design or typical values when measured under laboratory conditions.

KIM LIGHTING

DATE: | LOCATION: | D1, P1
TYPE: | PROJECT:
CATALOG #:

RSAK Series Poles

ROUND STRAIGHT ALUMINUM

ORDERING INFORMATION

drill?

Example: RSAK16–40A–2L–K2–BLS–UL

RSAK – Height – Shaft – Thickness – Mounting – Drill Pattern – Finish – Options

Series
- RSAK Round Straight Aluminum Pole Kim Lighting

Height
- Reference page 3 Ordering matrix

Shaft
- Reference page 3 Ordering matrix

Thickness
- Reference page 3 Ordering matrix
- A - .125" Wall
- B - .188" Wall
- C - .250" Wall

Mounting
- 1 Single arm mount
- 2 Two fixtures at 180°
- 2L Two fixtures at 90°
- 3T Three fixtures at 90°
- 3Y Three fixtures at 120°
- 4 Four fixtures at 90°
- TA Tenon (2.375" OD)
- TB Tenon (2.875" OD)
- OT No drilling (includes pole cap)

Drill Pattern
- K1 KAR 2 bolt 5 3/16" spacing
- K2 SKAR 2 bolt 3 1/2" spacing
- K3 Sterner 2 bolt 3" spacing
- UDP Universal Drill Pattern

Finish
- BLT Black Matte Textured
- BLS Black Gloss Smooth
- DBT Dark Bronze Matte Textured
- DBS Dark Bronze Gloss Smooth
- GTT Graphite Matte Textured
- LGT Light Grey Matte Textured
- LGS Light Grey Gloss Smooth
- PSS Platinum Silver Smooth
- WHT White Matte Textured
- WHS White Gloss Smooth
- VGT Verde Green Textured
- Color Option
- CC Custom Color[1]

Options
- GFI[2] 20 Amp GFCI Receptacle and Cover
- EHH[2] Extra Handhole
- C05[2] .5" Coupling
- C07[2] .75" Coupling
- C20[2] 2" Coupling
- VM2[3] 2nd Mode Vibration Dampener
- LAB Less Anchor Bolts
- UL[4] UL Certified

1 Custom colors available; RAL number preferable
2 Specify option location using logic found on page 3 (Option Orientation).
3 There will be a weld witness mark on the side of the pole with the Factory installed VM2
4 UL is not available with tenon top poles

Accessories (Order Separately)	
☐ A81999-0001	Field-installed 2nd mode vibration dampener - VM2S08
☐ A81999-0005	Field-installed 2nd mode vibration dampener - VM2S10
☐ A81999-0004	Field-installed 2nd mode vibration dampener - VM2S12
☐ A81999-0003	Field-installed 2nd mode vibration dampener - VM2S14
☐ A81999-0007	Field-installed 2nd mode vibration dampener - VM2S16
☐ A81999-0006	Field-installed 2nd mode vibration dampener - VM2S18
☐ A81999-0002	Field-installed 2nd mode vibration dampener - VM2S20
☐ A81999-0009	Field-installed 2nd mode vibration dampener - VM2S24
☐ A81999-0008	Field-installed 2nd mode vibration dampener - VM2S25

MOUNTING ORIENTATION

Denotes handhole location

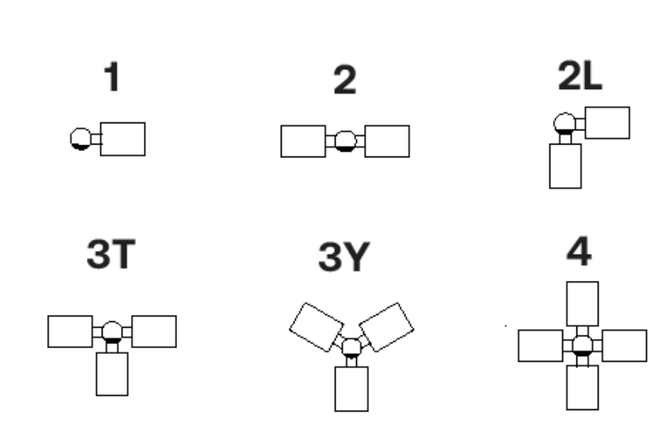

DRILL PATTERNS

UNIVERSAL DRILL PATTERN (UDP)

TOP OF POLE

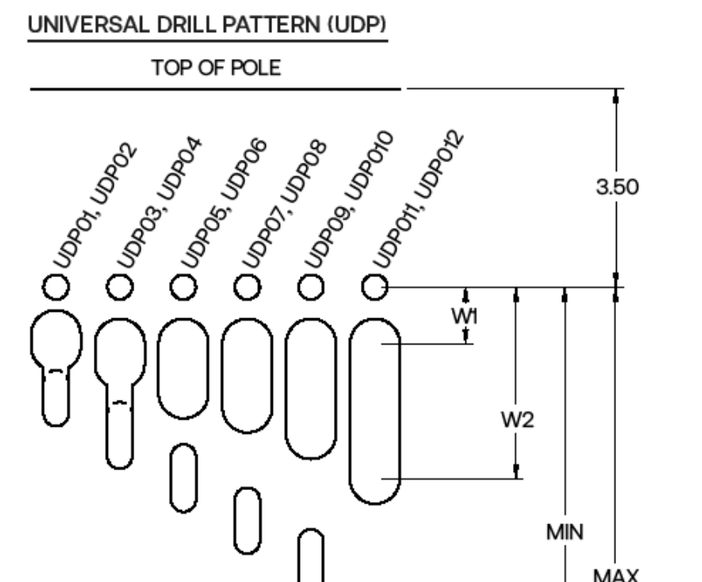

Two Bolt Mounting with Center Wireway						
Mounting Hardware	Universal Mounting Patterns					
⅜" or less	UDP01	UDP03	UDP05	UDP07	UDP09	UDP011
⁷⁄₁₆" to ½"	UDP02	UDP04	UDP06	UDP08	UDP010	UDP012
"Min" Attachment Dimension	1.69	2.25	3.00	3.76	4.50	5.50
"Max" Attachment Dimension	2.24	2.99	3.75	4.49	5.49	6.00
W1 (Wireway min)	0.85	1.00	1.00	1.00	1.00	1.00
W2 (Wireway max)	1.05	1.36	1.88	2.13	2.60	3.00

UPD to Accomodate 3rd party luminaires.
Current Brands only utilize exact drilling patterns as published.

© 2025 HLI Solutions, Inc. All rights reserved. Information and specifications subject to change without notice. All values are design or typical values when measured under laboratory conditions.

KIM LIGHTING

DATE: | LOCATION: | D1, P1
TYPE: | PROJECT:
CATALOG #:

RSAK Series Poles

ROUND STRAIGHT ALUMINUM

ORDERING INFORMATION (CONTINUED)

	CATALOG NUMBER	HEIGHT FEET	HEIGHT METERS	NOMINAL SHAFT DIMENSIONS	WALL THICKNESS	BOLT CIRCLE	BOLT SQUARE	BASE PLATE SIZE	ANCHOR BOLT SIZE	BOLT PROJECTION	POLE WEIGHT
P1	RSAK08-40A	8	2.4	4" Round	0.125	6.75"	4.77"	9.62" Dia x 1.88" Thk	3/4 x 30 x 3	2-3/4"	19
	RSAK10-40A	10	3.0	4" Round	0.125	6.75"	4.77"	9.62" Dia x 1.88" Thk	3/4 x 30 x 3	2-3/4"	22
	RSAK12-40A	12	3.7	4" Round	0.125	6.75"	4.77"	9.62" Dia x 1.88" Thk	3/4 x 30 x 3	2-3/4"	26
D1	RSAK14-40A	14	4.3	4" Round	0.125	6.75"	4.77"	9.62" Dia x 1.88" Thk	3/4 x 30 x 3	2-3/4"	30
	RSAK16-40A	16	4.9	4" Round	0.125	6.75"	4.77"	9.62" Dia x 1.88" Thk	3/4 x 30 x 3	2-3/4"	33
	RSAK12-40B	12	3.7	4" Round	0.188	6.75"	4.77"	9.62" Dia x 1.88" Thk	3/4 x 30 x 3	2-3/4"	36
	RSAK14-40B	14	4.3	4" Round	0.188	6.75"	4.77"	9.62" Dia x 1.88" Thk	3/4 x 30 x 3	2-3/4"	42
	RSAK16-40B	16	4.9	4" Round	0.188	6.75"	4.77"	9.62" Dia x 1.88" Thk	3/4 x 30 x 3	2-3/4"	47
	RSAK18-40B	18	5.5	4" Round	0.188	6.75"	4.77"	9.62" Dia x 1.88" Thk	3/4 x 30 x 3	2-3/4"	52
	RSAK20-40B	20	6.1	4" Round	0.188	6.75"	4.77"	9.62" Dia x 1.88" Thk	3/4 x 30 x 3	2-3/4"	57
	RSAK16-40C	16	4.9	4" Round	0.25	6.75"	4.77"	9.62" Dia x 1.88" Thk	3/4 x 30 x 3	2-3/4"	60
	RSAK18-40C	18	5.5	4" Round	0.25	6.75"	4.77"	9.62" Dia x 1.88" Thk	3/4 x 30 x 3	2-3/4"	67
	RSAK20-40C	20	6.1	4" Round	0.25	6.75"	4.77"	9.62" Dia x 1.88" Thk	3/4 x 30 x 3	2-3/4"	74
	RSAK22-40C	22	6.7	4" Round	0.25	6.75"	4.77"	9.62" Dia x 1.88" Thk	3/4 x 30 x 3	2-3/4"	81
	RSAK24-40C	24	7.3	4" Round	0.25	6.75"	4.77"	9.62" Dia x 1.88" Thk	3/4 x 30 x 3	2-3/4"	88
	RSAK14-50B	14	4.3	5" Round	0.188	7.75"	5.48"	10.62" Dia x 1.88" Thk	3/4 x 30 x 3	2-3/4"	52
	RSAK16-50B	16	4.9	5" Round	0.188	7.75"	5.48"	10.62" Dia x 1.88" Thk	3/4 x 30 x 3	2-3/4"	59
	RSAK18-50B	18	5.5	5" Round	0.188	7.75"	5.48"	10.62" Dia x 1.88" Thk	3/4 x 30 x 3	2-3/4"	66
	RSAK20-50B	20	6.1	5" Round	0.188	7.75"	5.48"	10.62" Dia x 1.88" Thk	3/4 x 30 x 3	2-3/4"	72
	RSAK22-50B	22	6.7	5" Round	0.188	7.75"	5.48"	10.62" Dia x 1.88" Thk	3/4 x 30 x 3	2-3/4"	79
	RSAK24-50B	24	7.3	5" Round	0.188	7.75"	5.48"	10.62" Dia x 1.88" Thk	3/4 x 30 x 3	2-3/4"	86
	RSAK25-50B	25	7.6	5" Round	0.188	7.75"	5.48"	10.62" Dia x 1.88" Thk	3/4 x 30 x 3	2-3/4"	111
	RSAK14-50C	14	4.3	5" Round	0.25	7.75"	5.48"	10.62" Dia x 1.88" Thk	3/4 x 30 x 3	2-3/4"	67
	RSAK16-50C	16	4.9	5" Round	0.25	7.75"	5.48"	10.62" Dia x 1.88" Thk	3/4 x 30 x 3	2-3/4"	76
	RSAK18-50C	18	5.5	5" Round	0.25	7.75"	5.48"	10.62" Dia x 1.88" Thk	3/4 x 30 x 3	2-3/4"	84
	RSAK20-50C	20	6.1	5" Round	0.25	7.75"	5.48"	10.62" Dia x 1.88" Thk	3/4 x 30 x 3	2-3/4"	93
	RSAK22-50C	22	6.7	5" Round	0.25	7.75"	5.48"	10.62" Dia x 1.88" Thk	3/4 x 30 x 3	2-3/4"	102
	RSAK24-50C	24	7.3	5" Round	0.25	7.75"	5.48"	10.62" Dia x 1.88" Thk	3/4 x 30 x 3	2-3/4"	111
	RSAK25-50C	25	7.6	5" Round	0.25	7.75"	5.48"	10.62" Dia x 1.88" Thk	3/4 x 30 x 3	2-3/4"	116
	RSAK14-60A	14	4.3	6" Round	0.125	8.75"	6.19"	11.62" Dia x 1.88" Thk	3/4 x 30 x 3	2-3/4"	43
	RSAK16-60A	16	4.9	6" Round	0.125	8.75"	6.19"	11.62" Dia x 1.88" Thk	3/4 x 30 x 3	2-3/4"	49
	RSAK18-60A	18	5.5	6" Round	0.125	8.75"	6.19"	11.62" Dia x 1.88" Thk	3/4 x 30 x 3	2-3/4"	54
	RSAK20-60A	20	6.1	6" Round	0.125	8.75"	6.19"	11.62" Dia x 1.88" Thk	3/4 x 30 x 3	2-3/4"	60
	RSAK22-60A	22	6.7	6" Round	0.125	8.75"	6.19"	11.62" Dia x 1.88" Thk	3/4 x 30 x 3	2-3/4"	65
	RSAK24-60A	24	7.3	6" Round	0.125	8.75"	6.19"	11.62" Dia x 1.88" Thk	3/4 x 30 x 3	2-3/4"	71
	RSAK25-60A	25	7.6	6" Round	0.125	8.75"	6.19"	11.62" Dia x 1.88" Thk	3/4 x 30 x 3	2-3/4"	91
	RSAK14-60C	14	4.3	6" Round	0.25	8.75"	6.19"	11.62" Dia x 1.88" Thk	3/4 x 30 x 3	2-3/4"	80
	RSAK16-60C	16	4.9	6" Round	0.25	8.75"	6.19"	11.62" Dia x 1.88" Thk	3/4 x 30 x 3	2-3/4"	90
	RSAK18-60C	18	5.5	6" Round	0.25	8.75"	6.19"	11.62" Dia x 1.88" Thk	3/4 x 30 x 3	2-3/4"	101
	RSAK20-60C	20	6.1	6" Round	0.25	8.75"	6.19"	11.62" Dia x 1.88" Thk	3/4 x 30 x 3	2-3/4"	112
	RSAK22-60C	22	6.7	6" Round	0.25	8.75"	6.19"	11.62" Dia x 1.88" Thk	3/4 x 30 x 3	2-3/4"	122
	RSAK24-60C	24	7.3	6" Round	0.25	8.75"	6.19"	11.62" Dia x 1.88" Thk	3/4 x 30 x 3	2-3/4"	133
	RSAK25-60C	25	7.6	6" Round	0.25	8.75"	6.19"	11.62" Dia x 1.88" Thk	3/4 x 30 x 3	2-3/4"	174
	RSAK30-60C	30	9.1	6" Round	0.25	8.75"	6.19"	11.62" Dia x 1.88" Thk	3/4 x 30 x 3	2-3/4"	208

Notes:
- Factory supplied template must be used when setting anchor bolts. Current will deny any claim for incorrect anchorage placement resulting from failure to use factory supplied template and anchor bolts.
- For more information about pole vibration and vibration dampeners, please consult factory.
- Unwrap poles immediately upon receipt to avoid condensation build up and possible corrosion.
- [1] There will be a weld witness mark on the side of the pole with the Factory installed VM2.

EHH Extra handhole — Provision for Grounding

C05 / C07 / C20 Coupling — 2" - 11.5 NPSC Threads; 3/4" - 14 NPSC Threads; 1/2" - 14 NPSC Threads

VM2[1] 2nd mode vibration dampener — Factory installed, internal dampener designed to alter pole resonance to reduce movement and material fatigue caused by 2nd mode vibration.

VM2SXX Field-installed 2nd mode vibration dampener — VM2S08 – 8'; VM2S12 – 12'; VM2S16 – 16'; VM2S20 – 20'; VM2S24 – 24'. Field installed, internal dampener designed to alter pole resonance to reduce movement and material fatigue caused by 2nd mode vibration.

GFI 20 Amp GFCI Receptacle & Cover — Round Aluminum Pole; Standard hand hole frame; Adapter plate; Gasket; 20 AMP GFCI; Wet Locations In-use Cover

Option Orientation — Follow the logic below when ordering location specific options. For each option, include its orientation (in degrees) and its height (in feet). **Example:** Option C05 should be ordered as: RSAK16-40A-TN3-DOT-C05-0-15 (5" coupling on the handhole side of pole, 15' up from the pole base) 1' spacing required between option. Consult factory for other configurations. Height of option in feet

© 2025 HLI Solutions, Inc. All rights reserved. Information and specifications subject to change without notice. All values are design or typical values when measured under laboratory conditions.

BEACON design . performance . technology

DATE: | LOCATION: | S3, S3B, S4, S5
TYPE: | PROJECT:
CATALOG #:

RSAB-S Series Poles

ROUND STRAIGHT ALUMINUM

SPECIFICATIONS

CONSTRUCTION
- Shaft: One-piece straight aluminum with round cross section; Extruded shafts of 6061-T6 aluminum in 1/8", 3/16", or 1/4" thickness. Base plate of 356 cast aluminum
- Bolt covers: Four (4) individual bolt covers provided, painted to match pole and base finish
- Pole cap: Cap available for side mounted luminaires. Open top or tenons provided for post top mounted luminaires
- Hand hole: Rectangular 3x5 aluminum hand hole frame (2.28" x 4.38" opening); Mounting provisions for grounding lug located behind gasketed cover
- Anchor bolts: Four galvanized anchor bolts provided per pole with minimum yield of 55,000 psi (ASTM F1554). Galvanized hardware with two washers and two nuts per bolt for leveling
  - Anchor bolt part numbers: 3/4 x 30 x 3 — TAB-30-M38
- Super Durable polyester-TGIC powder coat finish with nominal 3.0 mil thickness. Meets or exceeds AAMA 2604 standards

INSTALLATION
- Lighting installations for side and top mounting of luminaires with effective projected area (EPA) not exceeding maximum allowable loading of the specified pole in its installed geographic location

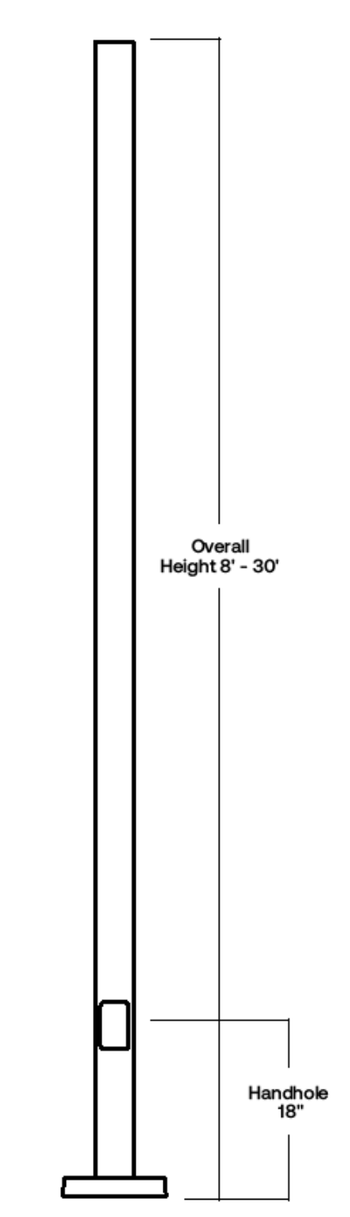

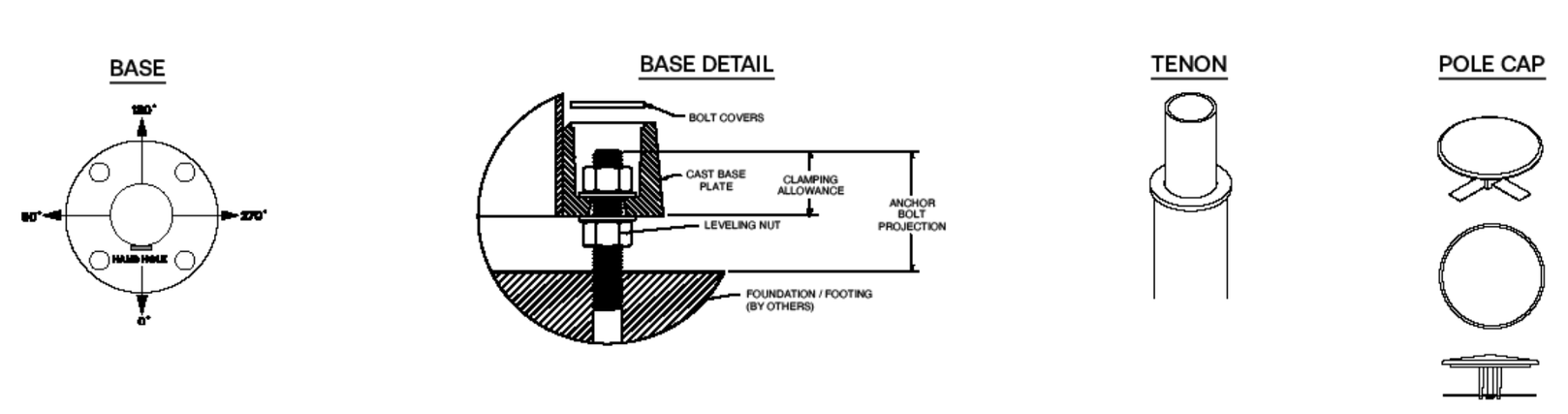

© 2024 HLI Solutions, Inc. All rights reserved. Information and specifications subject to change without notice. All values are design or typical values when measured under laboratory conditions.

BEACON design . performance . technology

DATE: | LOCATION: | S3, S3B, S4, S5
TYPE: | PROJECT:
CATALOG #:

RSAB-S Series Poles

ROUND STRAIGHT ALUMINUM

ORDERING INFORMATION

Example: RSAB-S14-40A-TA-BLT

RSAB-S – Height – Shaft – Thickness – Mounting – Drill Pattern – Finish – Options

Series
- RSAB-S Round Straight Aluminum Pole Beacon

Height
- Reference page 3 Ordering matrix

Shaft
- Reference page 3 Ordering matrix

Thickness
- Reference page 3 Ordering matrix
- A - .125" Wall
- B - .188" Wall
- C - .250" Wall

Mounting
- 1 Single arm mount
- 2 Two fixtures at 180°
- 2L Two fixtures at 90°
- 3T Three fixtures at 90°
- 3Y Three fixtures at 120°
- 4 Four fixtures at 90°
- TA Tenon (2.375" OD)
- TB Tenon (2.875" OD)
- TN3 Tenon (3.00" x 3.00")
- TN4 Tenon (3.00" x 4.00")
- OT No drilling (includes pole cap)

Drill Pattern
- B1 Cruzer, "AM" arm
- B3 2 bolt (2-1/2" spacing), Viper "A" arm
- S2 2 bolt (3-1/2" spacing), Viper "AD" arm
- UDP Universal Drill Pattern

Finish
- BLT Black Matte Textured
- BLS Black Gloss Smooth
- DBT Dark Bronze Matte Textured
- DBS Dark Bronze Gloss Smooth
- GTT Graphite Matte Textured
- LGT Light Grey Matte Textured
- LGS Light Grey Gloss Smooth
- PSS Platinum Silver Smooth
- WHT White Matte Textured
- WHS White Gloss Smooth
- VGT Verde Green Textured
- Color Option
- CC Custom Color[1]

Options
- GFI[2] 20 Amp GFCI Receptacle and Cover
- EHH[2] Extra Handhole
- C05[2] .5" Coupling
- C07[2] .75" Coupling
- C20[2] 2" Coupling
- VM2[3] 2nd Mode Vibration Dampener
- LAB Less Anchor Bolts
- UL UL Certified

1 Custom colors available; RAL number preferable
2 Specify option location using logic found on page 3 (Option Orientation).
3 There will be a weld witness mark on the side of the pole with the Factory installed VM2

Accessories (Order Separately)	
☐ VM2S08	Field-installed 2nd mode vibration dampener - 8 ft
☐ VM2S12	Field-installed 2nd mode vibration dampener - 12 ft
☐ VM2S16	Field-installed 2nd mode vibration dampener - 16 ft
☐ VM2S20	Field-installed 2nd mode vibration dampener - 20 ft
☐ VM2S25	Field-installed 2nd mode vibration dampener - 25 ft

MOUNTING ORIENTATION

Denotes handhole location

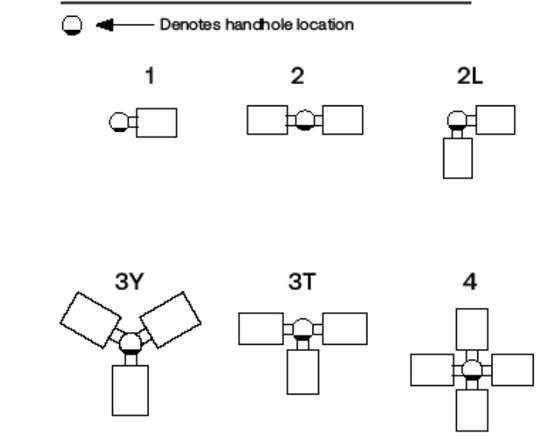

DRILL PATTERNS

UNIVERSAL DRILL PATTERN (UDP)

TOP OF POLE

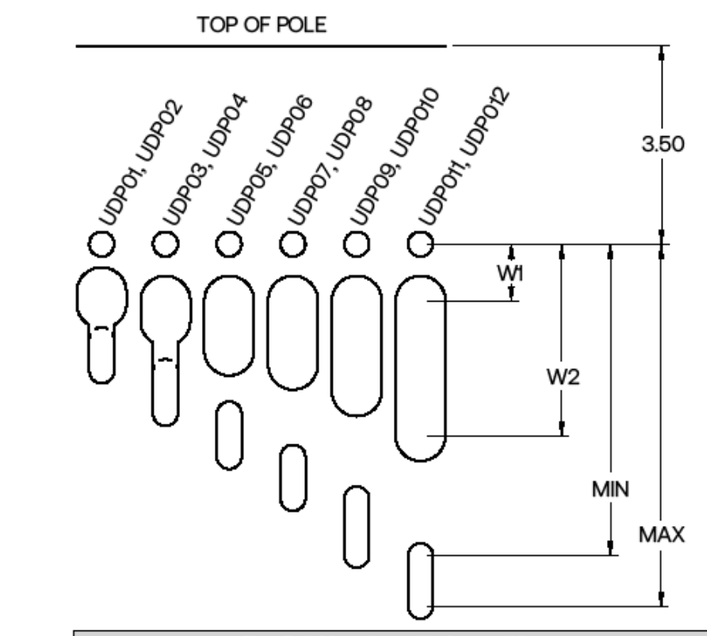

Two Bolt Mounting with Center Wireway						
Mounting Hardware	Universal Mounting Patterns					
⅜" or less	UDP01	UDP03	UDP05	UDP07	UDP09	UDP011
⁷⁄₁₆" to ½"	UDP02	UDP04	UDP06	UDP08	UDP010	UDP012
"Min" Attachment Dimension	1.69	2.25	3.00	3.76	4.50	5.50
"Max" Attachment Dimension	2.24	2.99	3.75	4.49	5.49	6.00
W1 (Wireway min)	0.85	1.00	1.00	1.00	1.00	1.00
W2 (Wireway max)	1.05	1.36	1.88	2.13	2.60	3.00

© 2024 HLI Solutions, Inc. All rights reserved. Information and specifications subject to change without notice. All values are design or typical values when measured under laboratory conditions.

BEACON design . performance . technology

DATE: | LOCATION: | S3, S3B, S4, S5
TYPE: | PROJECT:
CATALOG #:

RSAB-S Series Poles

ROUND STRAIGHT ALUMINUM

ORDERING INFORMATION (CONTINUED)

CATALOG NUMBER	HEIGHT FEET	HEIGHT METERS	NOMINAL SHAFT DIMENSIONS	WALL THICKNESS	BOLT CIRCLE	BOLT SQUARE	BASE PLATE SIZE	ANCHOR BOLT SIZE	BOLT PROJECTION	POLE WEIGHT
RSAB-S08-40A	8	2.4	4" Round	0.125	6.75"	4.77"	9.62" Dia x 1.88" Thk	3/4" x 30" x 3"	2-3/4"	19
RSAB-S10-40A	10	3.0	4" Round	0.125	6.75"	4.77"	9.62" Dia x 1.88" Thk	3/4" x 30" x 3"	2-3/4"	22
RSAB-S12-40A	12	3.7	4" Round	0.125	6.75"	4.77"	9.62" Dia x 1.88" Thk	3/4" x 30" x 3"	2-3/4"	26
RSAB-S14-40A	14	4.3	4" Round	0.125	6.75"	4.77"	9.62" Dia x 1.88" Thk	3/4" x 30" x 3"	2-3/4"	30
RSAB-S16-40A	16	4.9	4" Round	0.125	6.75"	4.77"	9.62" Dia x 1.88" Thk	3/4" x 30" x 3"	2-3/4"	33
RSAB-S12-40B	12	3.7	4" Round	0.188	6.75"	4.77"	9.62" Dia x 1.88" Thk	3/4" x 30" x 3"	2-3/4"	36
RSAB-S14-40B	14	4.3	4" Round	0.188	6.75"	4.77"	9.62" Dia x 1.88" Thk	3/4" x 30" x 3"	2-3/4"	42
RSAB-S16-40B	16	4.9	4" Round	0.188	6.75"	4.77"	9.62" Dia x 1.88" Thk	3/4" x 30" x 3"	2-3/4"	47
RSAB-S18-40B	18	5.5	4" Round	0.188	6.75"	4.77"	9.62" Dia x 1.88" Thk	3/4" x 30" x 3"	2-3/4"	52
RSAB-S20-40B	20	6.1	4" Round	0.188	6.75"	4.77"	9.62" Dia x 1.88" Thk	3/4" x 30" x 3"	2-3/4"	57
RSAB-S16-40C	16	4.9	4" Round	0.25	6.75"	4.77"	9.62" Dia x 1.88" Thk	3/4" x 30" x 3"	2-3/4"	60
RSAB-S18-40C	18	5.5	4" Round	0.25	6.75"	4.77"	9.62" Dia x 1.88" Thk	3/4" x 30" x 3"	2-3/4"	67
RSAB-S20-40C	20	6.1	4" Round	0.25	6.75"	4.77"	9.62" Dia x 1.88" Thk	3/4" x 30" x 3"	2-3/4"	74
RSAB-S22-40C	22	6.7	4" Round	0.25	6.75"	4.77"	9.62" Dia x 1.88" Thk	3/4" x 30" x 3"	2-3/4"	81
RSAB-S24-40C	24	7.3	4" Round	0.25	6.75"	4.77"	9.62" Dia x 1.88" Thk	3/4" x 30" x 3"	2-3/4"	88
RSAB-S14-50B	14	4.3	5" Round	0.188	7.75"	5.48"	10.62" Dia x 1.88" Thk	3/4" x 30" x 3"	2-3/4"	52
RSAB-S16-50B	16	4.9	5" Round	0.188	7.75"	5.48"	10.62" Dia x 1.88" Thk	3/4" x 30" x 3"	2-3/4"	59
RSAB-S18-50B	18	5.5	5" Round	0.188	7.75"	5.48"	10.62" Dia x 1.88" Thk	3/4" x 30" x 3"	2-3/4"	66
RSAB-S20-50B	20	6.1	5" Round	0.188	7.75"	5.48"	10.62" Dia x 1.88" Thk	3/4" x 30" x 3"	2-3/4"	72
RSAB-S22-50B	22	6.7	5" Round	0.188	7.75"	5.48"	10.62" Dia x 1.88" Thk	3/4" x 30" x 3"	2-3/4"	79
RSAB-S24-50B	24	7.3	5" Round	0.188	7.75"	5.48"	10.62" Dia x 1.88" Thk	3/4" x 30" x 3"	2-3/4"	86
RSAB-S25-50B	25	7.6	5" Round	0.188	7.75"	5.48"	10.62" Dia x 1.88" Thk	3/4" x 30" x 3"	2-3/4"	111
RSAB-S14-50C	14	4.3	5" Round	0.25	7.75"	5.48"	10.62" Dia x 1.88" Thk	3/4" x 30" x 3"	2-3/4"	67
RSAB-S16-50C	16	4.9	5" Round	0.25	7.75"	5.48"	10.62" Dia x 1.88" Thk	3/4" x 30" x 3"	2-3/4"	76
RSAB-S18-50C	18	5.5	5" Round	0.25	7.75"	5.48"	10.62" Dia x 1.88" Thk	3/4" x 30" x 3"	2-3/4"	84
RSAB-S20-50C	20	6.1	5" Round	0.25	7.75"	5.48"	10.62" Dia x 1.88" Thk	3/4" x 30" x 3"	2-3/4"	93
RSAB-S22-50C	22	6.7	5" Round	0.25	7.75"	5.48"	10.62" Dia x 1.88" Thk	3/4" x 30" x 3"	2-3/4"	102
RSAB-S24-50C	24	7.3	5" Round	0.25	7.75"	5.48"	10.62" Dia x 1.88" Thk	3/4" x 30" x 3"	2-3/4"	111
RSAB-S25-50C	25	7.6	5" Round	0.25	7.75"	5.48"	10.62" Dia x 1.88" Thk	3/4" x 30" x 3"	2-3/4"	116
RSAB-S14-60A	14	4.3	6" Round	0.125	8.75"	6.19"	11.62" Dia x 1.88" Thk	3/4" x 30" x 3"	2-3/4"	43
RSAB-S16-60A	16	4.9	6" Round	0.125	8.75"	6.19"	11.62" Dia x 1.88" Thk	3/4" x 30" x 3"	2-3/4"	49
RSAB-S18-60A	18	5.5	6" Round	0.125	8.75"	6.19"	11.62" Dia x 1.88" Thk	3/4" x 30" x 3"	2-3/4"	54
RSAB-S20-60A	20	6.1	6" Round	0.125	8.75"	6.19"	11.62" Dia x 1.88" Thk	3/4" x 30" x 3"	2-3/4"	60
RSAB-S22-60A	22	6.7	6" Round	0.125	8.75"	6.19"	11.62" Dia x 1.88" Thk	3/4" x 30" x 3"	2-3/4"	65
RSAB-S24-60A	24	7.3	6" Round	0.125	8.75"	6.19"	11.62" Dia x 1.88" Thk	3/4" x 30" x 3"	2-3/4"	71
RSAB-S25-60A	25	7.6	6" Round	0.125	8.75"	6.19"	11.62" Dia x 1.88" Thk	3/4" x 30" x 3"	2-3/4"	91
RSAB-S14-60C	14	4.3	6" Round	0.25	8.75"	6.19"	11.62" Dia x 1.88" Thk	3/4" x 30" x 3"	2-3/4"	80
RSAB-S16-60C	16	4.9	6" Round	0.25	8.75"	6.19"	11.62" Dia x 1.88" Thk	3/4" x 30" x 3"	2-3/4"	90
RSAB-S18-60C	18	5.5	6" Round	0.25	8.75"	6.19"	11.62" Dia x 1.88" Thk	3/4" x 30" x 3"	2-3/4"	101
RSAB-S20-60C	20	6.1	6" Round	0.25	8.75"	6.19"	11.62" Dia x 1.88" Thk	3/4" x 30" x 3"	2-3/4"	112
RSAB-S22-60C	22	6.7	6" Round	0.25	8.75"	6.19"	11.62" Dia x 1.88" Thk	3/4" x 30" x 3"	2-3/4"	122
RSAB-S24-60C	24	7.3	6" Round	0.25	8.75"	6.19"	11.62" Dia x 1.88" Thk	3/4" x 30" x 3"	2-3/4"	133
RSAB-S25-60C	25	7.6	6" Round	0.25	8.75"	6.19"	11.62" Dia x 1.88" Thk	3/4" x 30" x 3"	2-3/4"	174
RSAB-S30-60C	30	9.1	6" Round	0.25	8.75"	6.19"	11.62" Dia x 1.88" Thk	3/4" x 30" x 3"	2-3/4"	208

Notes:
- Factory supplied template must be used when setting anchor bolts. Current will deny any claim for incorrect anchorage placement resulting from failure to use factory supplied template and anchor bolts.
- For more information about pole vibration and vibration dampeners, please consult factory.
- Unwrap poles immediately upon receipt to avoid condensation build up and possible corrosion.
- [1] There will be a weld witness mark on the side of the pole with the Factory installed VM2.

EHH Extra handhole — Provision for Grounding

C05 / C07 / C20 Coupling — 2" - 11.5 NPSC Threads; 3/4" - 14 NPSC Threads; 1/2" - 14 NPSC Threads

VM2[1] 2nd mode vibration dampener — Factory installed, internal dampener designed to alter pole resonance to reduce movement and material fatigue caused by 2nd mode vibration.

VM2SXX Field-installed 2nd mode vibration dampener — VM2S08 – 8'; VM2S12 – 12'; VM2S16 – 16'; VM2S20 – 20'; VM2S24 – 24'. Field installed, internal dampener designed to alter pole resonance to reduce movement and material fatigue caused by 2nd mode vibration.

GFI 20 Amp GFCI Receptacle & Cover — Round Aluminum Pole; Standard hand hole frame; Adapter plate; Gasket; 20 AMP GFCI; Wet Locations In-use Cover

Option Orientation — Follow the logic below when ordering location specific options. For each option, include its orientation (in degrees) and its height (in feet). **Example:** Option C05 should be ordered as: RSAB-S16-40A-TN3-DOT-C05-0-15 (5" coupling on the handhole side of pole, 15' up from the pole base) 1' spacing required between option. Consult factory for other configurations. Height of option in feet

© 2024 HLI Solutions, Inc. All rights reserved. Information and specifications subject to change without notice. All values are design or typical values when measured under laboratory conditions.



39 NORTHWEST ELEVATION
SCALE: 1/16" = 1'-0"

19 SOUTHWEST ELEVATION
SCALE: 1/16" = 1'-0"

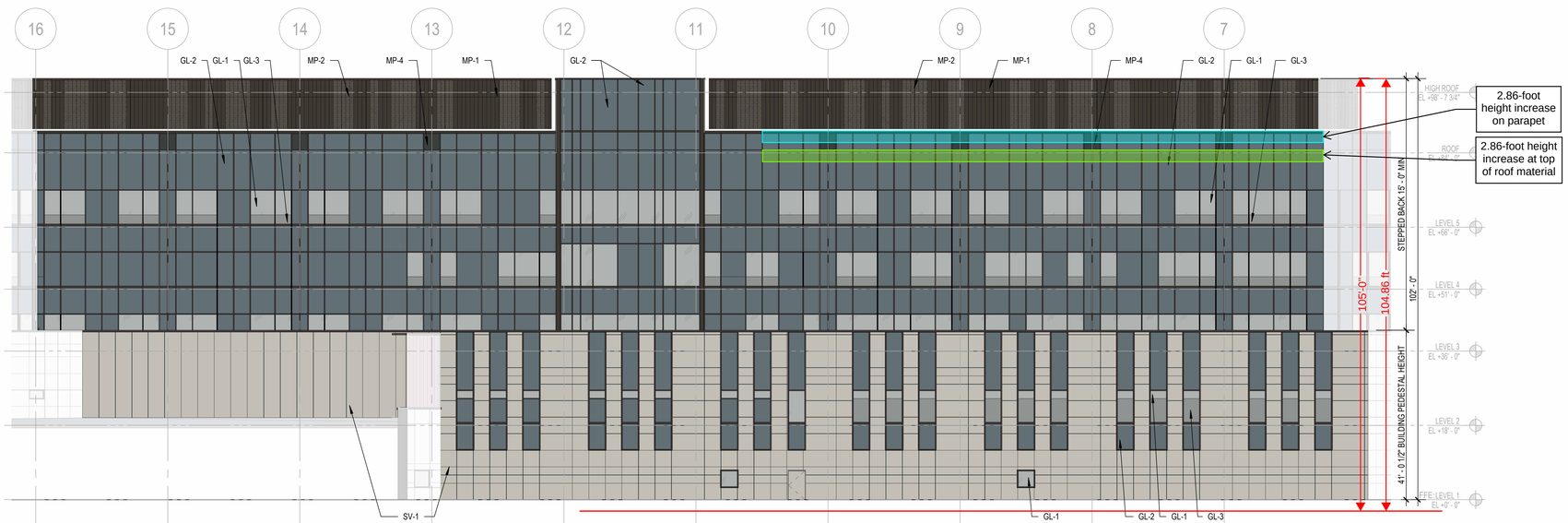

63 WEST ELEVATION
SCALE: 1/16" = 1'-0"

EXTERIOR MATERIAL LEGEND

BASIS OF DESIGN MATERIALS

- MP-1 SMOOTH METAL PANEL — MORIN MX-0: SPARTAN BRONZE
- MP-2 CORRUGATED METAL PANEL — MORIN MX-1: SPARTAN BRONZE
- MP-3 ALUMINUM COMPOSITE PANEL — ALUCABOND PLUS: DRIFTWOOD MICA
- MP-4 ALUMINUM COMPOSITE PANEL — ALUCABOND PLUS: SERPENTINE METALLIC
- MP-5 SMOOTH METAL PANEL — MORIN MX-0: CHAMPAGNE BRONZE
- MP-6 CORRUGATED METAL PANEL — MORIN MX-1: CHAMPAGNE BRONZE
- MP-7 ALUMINUM BRAKE METAL — BRAKE METAL: PAINTED TO MATCH MULLIONS
- MP-8 METAL SOFFIT PLANKS — LONGBOARD 6" SMOOTH T&G: ROCK ELM
- MP-9 SMOOTH METAL PANEL — MORIN MX-6: SPARTAN BRONZE
- MP-10 FORMED METAL PANEL — MORIN P-9: SPARTAN BRONZE
- SV-1 STONE VENEER - FIELD — PETRARCH: 247 PEWTER, SMOOTH
- SV-2 STONE VENEER - ACCENT — PETRARCH: 247 PEWTER, RIVEN
- GL-1 VISION GLAZING — TYPE: INSULATING; MANUFACTURER: VIRACON; SERIES: VZRE 1-46; COLOR: SUBSTRATE CLEAR
- GL-2 SPANDREL GLAZING — TYPE: INSULATING; MANUFACTURER: VIRACON; SERIES: VRE 1-46; COLOR: SUBSTRATE CLEAR, W/ SUBDUED GRAY SPANDREL AND METAL BACK PAN
- GL-3 VISION - FULL COVERAGE FRIT — TYPE: INSULATING; MANUFACTURER: VIRACON; SERIES: VRE 1-46; COLOR: SUBSTRATE CLEAR W/ #3058 VPC2110 FOG GRAY #3 SURFACE
- GL-4 VISION - DOT PATTERN FRIT — TYPE: INSULATING; MANUFACTURER: VIRACON; SERIES: VZRE 1-46; COLOR: SUBSTRATE CLEAR W/ #5006 V957 SUBDUED GRAY #3 SURFACE
- GL-5 VISION - FULL COVERAGE FRIT — TYPE: INSULATING; MANUFACTURER: VIRACON; SERIES: VRE 1-46; COLOR: SUBSTRATE CLEAR W/ #3058 VPC2110 FOG GRAY #3 SURFACE, MW-3 INSULATION AND METAL BACK PAN

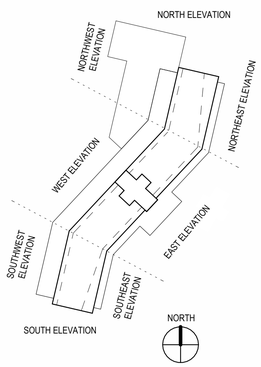

REDTAIL RIDGE PUD #6

PLANNED UNIT DEVELOPMENT AND SPECIAL REVIEW USE
LOT #1, BLOCK 2, REDTAIL RIDGE PUD #6
CITY OF LOUISVILLE, COUNTY OF BOULDER, COLORADO
CASE #

ADVENT HEALTH LOUISVILLE
100 HEALTH PARK DRIVE
LOUISVILLE, CO 80027
303.673.1000
www.adventhealth.com

SMITHGROUP
1675 LARIMER STREET
SUITE 500
DENVER, CO 80202
303.832.3272
smithgroup.com

Kimley»Horn
6200 SOUTH SYRACUSE WAY
SUITE 300
GREENWOOD VILLAGE, CO 80111
303.228.2307
kimley-horn.com

WSP
2000 SOUTH COLORADO BOULEVARD
SUITE 2-1000
DENVER, CO 80222
WWW.WSP.com

ISSUED FOR	DATE
3rd PUD SUBMITTAL	06MAY2026
2nd PUD SUBMITTAL	10FEB2026
1st PUD SUBMITTAL	17NOV2025

SEALS AND SIGNATURES

NOT FOR CONSTRUCTION

KEYPLAN

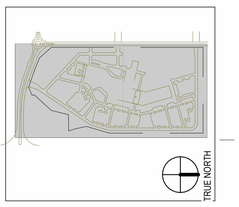

SCALE
As indicated

SHEET TITLE
HOSPITAL EXTERIOR ELEVATIONS

PUD SHEET NUMBER	SG SHEET NUMBER
28 OF 39	A-01

PROJECT NUMBER
15696.00

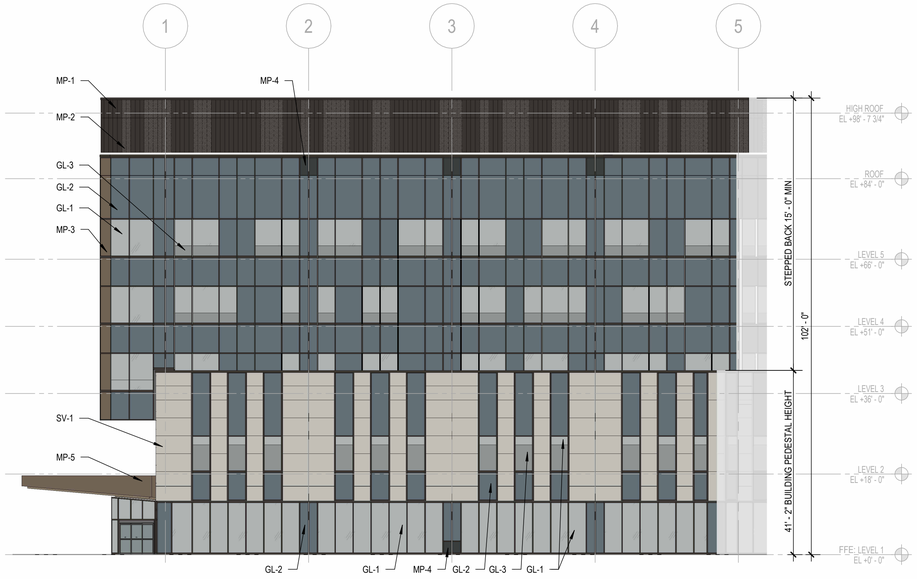

39 SOUTHEAST ELEVATION
SCALE: 1/16" = 1'-0"



21 NORTHEAST ELEVATION
SCALE: 1/16" = 1'-0"

41 EAST ELEVATION
SCALE: 1/16" = 1'-0"

EXTERIOR MATERIAL LEGEND

BASIS OF DESIGN MATERIALS

- MP-1 SMOOTH METAL PANEL — MORIN MX-0: SPARTAN BRONZE
- MP-2 CORRUGATED METAL PANEL — MORIN MX-1: SPARTAN BRONZE
- MP-3 ALUMINUM COMPOSITE PANEL — ALUCABOND PLUS: DRIFTWOOD MICA
- MP-4 ALUMINUM COMPOSITE PANEL — ALUCABOND PLUS: SERPENTINE METALLIC
- MP-5 SMOOTH METAL PANEL — MORIN MX-0: CHAMPAGNE BRONZE
- MP-6 CORRUGATED METAL PANEL — MORIN MX-1: CHAMPAGNE BRONZE
- MP-7 ALUMINUM BRAKE METAL — BRAKE METAL: PAINTED TO MATCH MULLIONS
- MP-8 METAL SOFFIT PLANKS — LONGBOARD 6" SMOOTH T&G: ROCK ELM
- MP-9 SMOOTH METAL PANEL — MORIN MX-6: SPARTAN BRONZE
- MP-10 FORMED METAL PANEL — MORIN P-9: SPARTAN BRONZE
- SV-1 STONE VENEER - FIELD — PETRARCH: 247 PEWTER, SMOOTH
- SV-2 STONE VENEER - ACCENT — PETRARCH: 247 PEWTER, RIVEN
- GL-1 VISION GLAZING — TYPE: INSULATING; MANUFACTURER: VIRACON; SERIES: VZRE 1-46; COLOR: SUBSTRATE CLEAR
- GL-2 SPANDREL GLAZING — TYPE: INSULATING; MANUFACTURER: VIRACON; SERIES: VRE 1-46; COLOR: SUBSTRATE CLEAR, W/ SUBDUED GRAY SPANDREL AND METAL BACK PAN
- GL-3 VISION - FULL COVERAGE FRIT — TYPE: INSULATING; MANUFACTURER: VIRACON; SERIES: VRE 1-46; COLOR: SUBSTRATE CLEAR W/ #3058; VPC2110 FOG GRAY #3 SURFACE
- GL-4 VISION - DOT PATTERN FRIT — TYPE: INSULATING; MANUFACTURER: VIRACON; SERIES: VZRE 1-46; COLOR: SUBSTRATE CLEAR W/ #5006; V957 SUBDUED GRAY #3 SURFACE
- GL-5 VISION - FULL COVERAGE FRIT — TYPE: INSULATING; MANUFACTURER: VIRACON; SERIES: VRE 1-46; COLOR: SUBSTRATE CLEAR W/ #3058; VPC2110 FOG GRAY #3 SURFACE, MW-3 INSULATION AND METAL BACK PAN

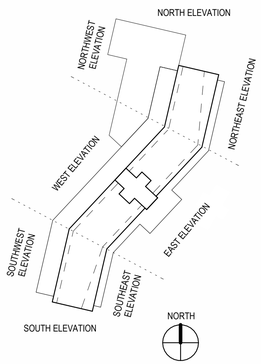

REDTAIL RIDGE PUD #6

PLANNED UNIT DEVELOPMENT AND SPECIAL REVIEW USE
LOT #1, BLOCK 2, REDTAIL RIDGE PUD #6
CITY OF LOUISVILLE, COUNTY OF BOULDER, COLORADO
CASE #

ADVENT HEALTH LOUISVILLE
100 HEALTH PARK DRIVE
LOUISVILLE, CO 80027
303.673.1000
www.adventhealth.com

SMITHGROUP
1675 LARIMER STREET
SUITE 500
DENVER, CO 80202
303.832.3272
smithgroup.com

Kimley»Horn
6200 SOUTH SYRACUSE WAY
SUITE 300
GREENWOOD VILLAGE, CO 80111
303.228.2307
kimley-horn.com

WSP
2000 SOUTH COLORADO BOULEVARD
SUITE 2-1000
DENVER, CO 80222
WWW.WSP.com

ISSUED FOR	DATE
3rd PUD SUBMITTAL	06MAY2026
2nd PUD SUBMITTAL	10FEB2026
1st PUD SUBMITTAL	17NOV2025

SEALS AND SIGNATURES

NOT FOR CONSTRUCTION

KEYPLAN

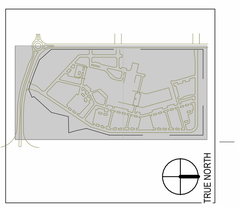

SCALE
As indicated

SHEET TITLE
HOSPITAL EXTERIOR ELEVATIONS

PUD SHEET NUMBER	SG SHEET NUMBER
29 OF 39	A-02

PROJECT NUMBER
15696.00



59 SOUTH ELEVATION
SCALE: 1/16" = 1'-0"

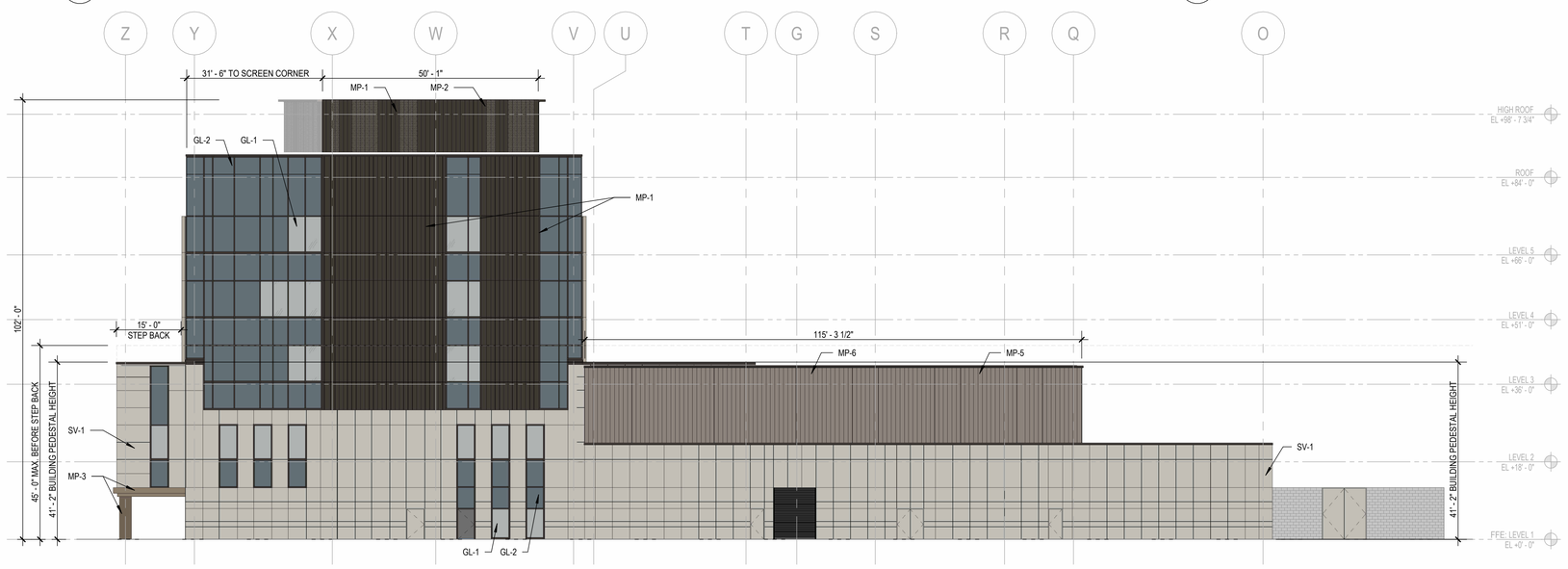

62 NORTH ELEVATION
SCALE: 1/16" = 1'-0"

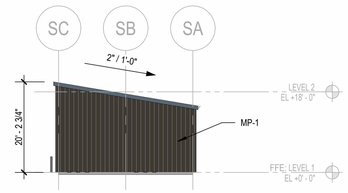

26 STORAGE SHED - EAST ELEVATION
SCALE: 1/16" = 1'-0"

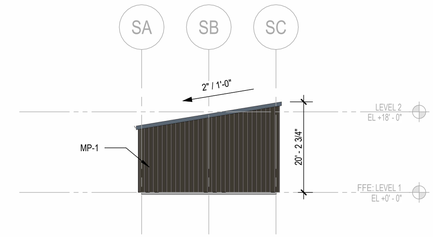

10 STORAGE SHED - WEST ELEVATION
SCALE: 1/16" = 1'-0"

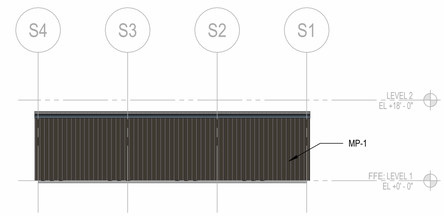

27 STORAGE SHED - NORTH ELEVATION
SCALE: 1/16" = 1'-0"

11 STORAGE SHED - SOUTH ELEVATION
SCALE: 1/16" = 1'-0"

EXTERIOR MATERIAL LEGEND

BASIS OF DESIGN MATERIALS

- MP-1 SMOOTH METAL PANEL — MORIN MX-0: SPARTAN BRONZE
- MP-2 CORRUGATED METAL PANEL — MORIN MX-1: SPARTAN BRONZE
- MP-3 ALUMINUM COMPOSITE PANEL — ALUCABOND PLUS: DRIFTWOOD MICA
- MP-4 ALUMINUM COMPOSITE PANEL — ALUCABOND PLUS: SERPENTINE METALLIC
- MP-5 SMOOTH METAL PANEL — MORIN MX-0: CHAMPAGNE BRONZE
- MP-6 CORRUGATED METAL PANEL — MORIN MX-1: CHAMPAGNE BRONZE
- MP-7 ALUMINUM BRAKE METAL — BRAKE METAL: PAINTED TO MATCH MULLIONS
- MP-8 METAL SOFFIT PLANKS — LONGBOARD 6" SMOOTH T&G: ROCK ELM
- MP-9 SMOOTH METAL PANEL — MORIN MX-6: SPARTAN BRONZE
- MP-10 FORMED METAL PANEL — MORIN P-9: SPARTAN BRONZE
- SV-1 STONE VENEER - FIELD — PETRARCH: 247 PEWTER, SMOOTH
- SV-2 STONE VENEER - ACCENT — PETRARCH: 247 PEWTER, RIVEN
- GL-1 VISION GLAZING — TYPE: INSULATING; MANUFACTURER: VIRACON; SERIES: VZRE 1-46; COLOR: SUBSTRATE CLEAR
- GL-2 SPANDREL GLAZING — TYPE: INSULATING; MANUFACTURER: VIRACON; SERIES: VRE 1-46; COLOR: SUBSTRATE CLEAR, W/ SUBDUED GRAY SPANDREL AND METAL BACK PAN
- GL-3 VISION - FULL COVERAGE FRIT — TYPE: INSULATING; MANUFACTURER: VIRACON; SERIES: VRE 1-46; COLOR: SUBSTRATE CLEAR W/ #3058; VPC2110 FOG GRAY #3 SURFACE
- GL-4 VISION - DOT PATTERN FRIT — TYPE: INSULATING; MANUFACTURER: VIRACON; SERIES: VZRE 1-46; COLOR: SUBSTRATE CLEAR W/ #5006; V957 SUBDUED GRAY #3 SURFACE
- GL-5 VISION - FULL COVERAGE FRIT — TYPE: INSULATING; MANUFACTURER: VIRACON; SERIES: VRE 1-46; COLOR: SUBSTRATE CLEAR W/ #3058; VPC2110 FOG GRAY #3 SURFACE, MW-3 INSULATION AND METAL BACK PAN

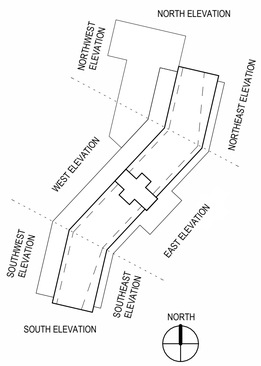

REDTAIL RIDGE PUD #6

PLANNED UNIT DEVELOPMENT AND SPECIAL REVIEW USE
LOT #1, BLOCK 2, REDTAIL RIDGE PUD #6
CITY OF LOUISVILLE, COUNTY OF BOULDER, COLORADO
CASE #

ADVENT HEALTH LOUISVILLE
100 HEALTH PARK DRIVE
LOUISVILLE, CO 80027
303.673.1000
www.adventhealth.com

SMITHGROUP
1675 LARIMER STREET
SUITE 500
DENVER, CO 80202
303.832.3272
smithgroup.com

Kimley»Horn
6200 SOUTH SYRACUSE WAY
SUITE 300
GREENWOOD VILLAGE, CO 80111
303.228.2307
kimley-horn.com

WSP
2000 SOUTH COLORADO BOULEVARD
SUITE 2-1000
DENVER, CO 80222
WWW.WSP.com

ISSUED FOR	DATE
3rd PUD SUBMITTAL	06MAY2026
2nd PUD SUBMITTAL	10FEB2026
1st PUD SUBMITTAL	17NOV2025

SEALS AND SIGNATURES

NOT FOR CONSTRUCTION

KEYPLAN

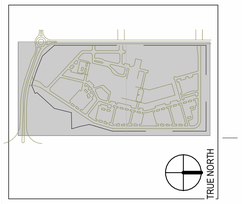

SCALE
As indicated

SHEET TITLE
HOSPITAL & FACILITIES STORAGE EXTERIOR ELEVATIONS

PUD SHEET NUMBER	SG SHEET NUMBER
30 OF 39	A-03

PROJECT NUMBER
15696.00

ENTRANCE PERSPECTIVE

ED ENTRY PERSPECTIVE

MAIN DROP-OFF PERSPECTIVE

ED ENTRY PERSPECTIVE

REDTAIL RIDGE PUD #6

PLANNED UNIT DEVELOPMENT AND SPECIAL REVIEW USE
LOT #1, BLOCK 2, REDTAIL RIDGE PUD #6
CITY OF LOUISVILLE, COUNTY OF BOULDER, COLORADO
CASE #

ADVENT HEALTH LOUISVILLE

100 HEALTH PARK DRIVE
LOUISVILLE, CO 80027
303.673.1000
www.adventhealth.com

SMITHGROUP

1675 LARIMER STREET
SUITE 500
DENVER, CO 80202
303.832.3272
smithgroup.com

Kimley»Horn

6200 SOUTH SYRACUSE WAY
SUITE 300
GREENWOOD VILLAGE, CO 80111
303.228.2307
kimley-horn.com

WSP

2000 SOUTH COLORADO BOULEVARD
SUITE 2-1000
DENVER, CO 80222
WWW.WSP.com

ISSUED FOR	DATE
3rd PUD SUBMITTAL	06MAY2026
2nd PUD SUBMITTAL	10FEB2026
1st PUD SUBMITTAL	17NOV2025

SEALS AND SIGNATURES

NOT FOR CONSTRUCTION

KEYPLAN

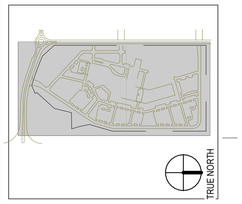

SCALE

SHEET TITLE

HOSPITAL RENDERINGS

PUD SHEET NUMBER	SG SHEET NUMBER
31 OF 39	A-04

PROJECT NUMBER

15696.00

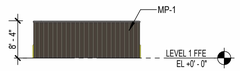

8 TRASH ENCLOSURE - BACK ELEVATION
SCALE: 1/16" = 1'-0"

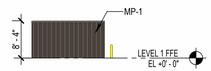

7 TRASH ENCLOSURE - SIDE ELEVATION
SCALE: 1/16" = 1'-0"

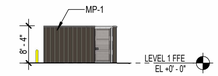

6 TRASH ENCLOSURE - SIDE ELEVATION
SCALE: 1/16" = 1'-0"

5 TRASH ENCLOSURE - FRONT ELEVATION
SCALE: 1/16" = 1'-0"

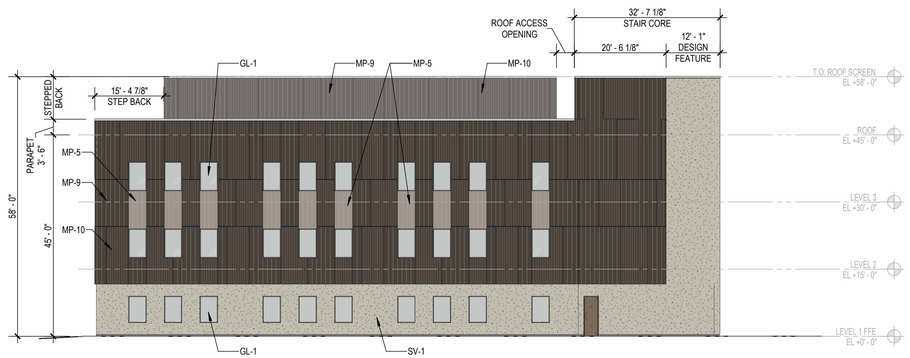

4 SOUTH ELEVATION
SCALE: 1/16" = 1'-0"

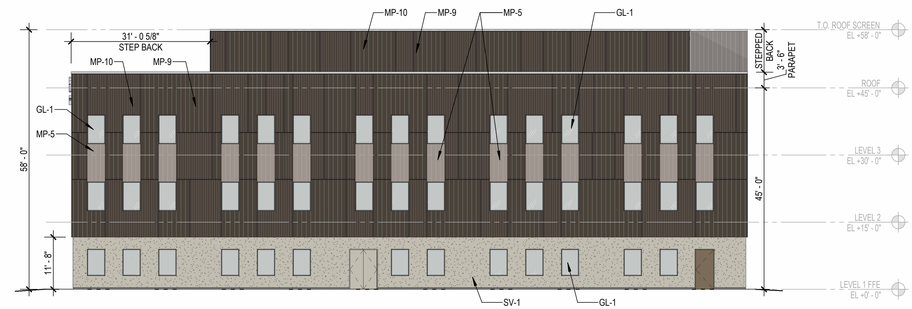

3 WEST ELEVATION
SCALE: 1/16" = 1'-0"

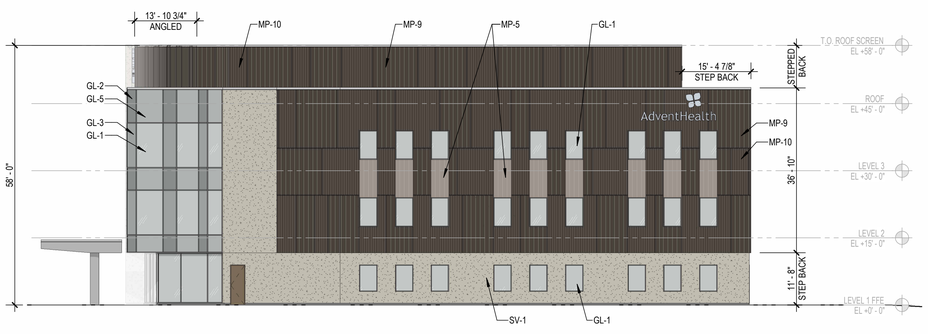

2 NORTH ELEVATION
SCALE: 1/16" = 1'-0"

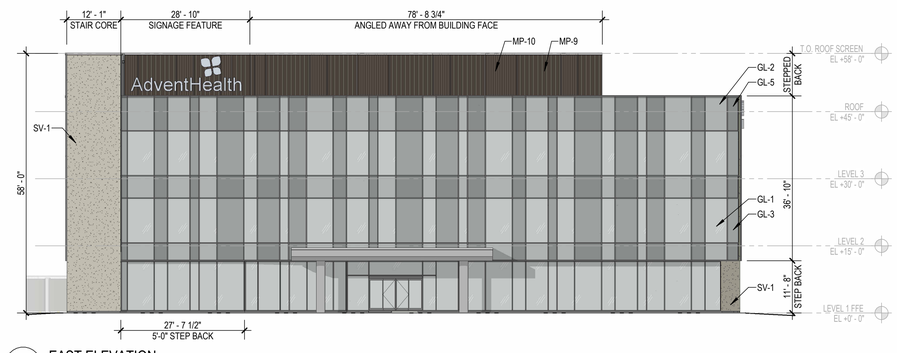

1 EAST ELEVATION
SCALE: 1/16" = 1'-0"

EXTERIOR MATERIAL LEGEND

BASIS OF DESIGN MATERIALS

- MP-1 SMOOTH METAL PANEL
  MORIN MX-0: SPARTAN BRONZE
- MP-2 CORRUGATED METAL PANEL
  MORIN MX-1: SPARTAN BRONZE
- MP-3 ALUMINUM COMPOSITE PANEL
  ALUCABOND PLUS: DRIFTWOOD MICA
- MP-4 ALUMINUM COMPOSITE PANEL
  ALUCABOND PLUS: SERPENTINE METALLIC
- MP-5 SMOOTH METAL PANEL
  MORIN MX-0: CHAMPAGNE BRONZE
- MP-6 CORRUGATED METAL PANEL
  MORIN MX-1: CHAMPAGNE BRONZE
- MP-7 ALUMINUM BRAKE METAL
  BRAKE METAL: PAINTED TO MATCH MULLIONS
- MP-8 METAL SOFFIT PLANKS
  LONGBOARD 6" SMOOTH T&G: ROCK ELM
- MP-9 SMOOTH METAL PANEL
  MORIN MX-6: SPARTAN BRONZE
- MP-10 FORMED METAL PANEL
  MORIN P-9: SPARTAN BRONZE
- SV-1 STONE VENEER - FIELD
  PETRARCH: 247 PEWTER, SMOOTH
- SV-2 STONE VENEER - ACCENT
  PETRARCH: 247 PEWTER, RIVEN
- GL-1 VISION GLAZING
  TYPE: INSULATING
  MANUFACTURER: VIRACON
  SERIES: VZRE 1-46
  COLOR: SUBSTRATE CLEAR
- GL-2 SPANDREL GLAZING
  TYPE: INSULATING
  MANUFACTURER: VIRACON
  SERIES: VRE 1-46
  COLOR: SUBSTRATE CLEAR, W/ SUBDUED GRAY SPANDREL AND METAL BACK PAN
- GL-3 VISION - FULL COVERAGE FRIT
  TYPE: INSULATING
  MANUFACTURER: VIRACON
  SERIES: VRE 1-46
  COLOR: SUBSTRATE CLEAR W/ #3058 VPC2110 FOG GRAY #3 SURFACE
- GL-4 VISION - DOT PATTERN FRIT
  TYPE: INSULATING
  MANUFACTURER: VIRACON
  SERIES: VZRE 1-46
  COLOR: SUBSTRATE CLEAR W/ #5006 V957 SUBDUED GRAY #3 SURFACE
- GL-5 VISION - FULL COVERAGE FRIT
  TYPE: INSULATING
  MANUFACTURER: VIRACON
  SERIES: VRE 1-46
  COLOR: SUBSTRATE CLEAR W/ #3058 VPC2110 FOG GRAY #3 SURFACE, MW-3 INSULATION AND METAL BACK PAN

REDTAIL RIDGE PUD #6

PLANNED UNIT DEVELOPMENT AND SPECIAL REVIEW USE
LOT #1, BLOCK 2, REDTAIL RIDGE PUD #6
CITY OF LOUISVILLE, COUNTY OF BOULDER, COLORADO
CASE #

ADVENT HEALTH LOUISVILLE

100 HEALTH PARK DRIVE
LOUISVILLE, CO 80027
303.673.1000
www.adventhealth.com

SMITHGROUP

1675 LARIMER STREET
SUITE 500
DENVER, CO 80202
303.832.3272
smithgroup.com

Kimley»Horn
6200 SOUTH SYRACUSE WAY
SUITE 300
GREENWOOD VILLAGE, CO 80111
303.228.2307
kimley-horn.com

WSP

2000 SOUTH COLORADO BOULEVARD
SUITE 2-1000
DENVER, CO 80222
WWW.WSP.com

ISSUED FOR	DATE
3rd PUD SUBMITTAL	06MAY2026
2nd PUD SUBMITTAL	10FEB2026
1st PUD SUBMITTAL	17NOV2025

SEALS AND SIGNATURES

NOT FOR CONSTRUCTION

KEYPLAN

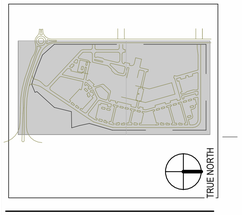

SCALE
As indicated

SHEET TITLE
MOB EXTERIOR ELEVATIONS

PUD SHEET NUMBER	SG SHEET NUMBER
32 OF 39	A-05

PROJECT NUMBER
15696.01

SOUTHEAST CORNER

ENTRANCE PERSPECTIVE

MAIN DROP-OFF PERSPECTIVE

NORTHWEST CORNER

REDTAIL RIDGE PUD #6

PLANNED UNIT DEVELOPMENT AND SPECIAL REVIEW USE
LOT #1, BLOCK 2, REDTAIL RIDGE PUD #6
CITY OF LOUISVILLE, COUNTY OF BOULDER, COLORADO
CASE #

ADVENT HEALTH LOUISVILLE

100 HEALTH PARK DRIVE
LOUISVILLE, CO 80027
303.673.1000
www.adventhealth.com

SMITHGROUP

1675 LARIMER STREET
SUITE 500
DENVER, CO 80202
303.832.3272
smithgroup.com

Kimley»Horn

6200 SOUTH SYRACUSE WAY
SUITE 300
GREENWOOD VILLAGE, CO 80111
303.228.2307
kimley-horn.com

WSP

2000 SOUTH COLORADO BOULEVARD
SUITE 2-1000
DENVER, CO 80222
WWW.WSP.com

ISSUED FOR	DATE
3rd PUD SUBMITTAL	06MAY2026
2nd PUD SUBMITTAL	10FEB2026
1st PUD SUBMITTAL	17NOV2025

SEALS AND SIGNATURES

NOT FOR CONSTRUCTION

KEYPLAN

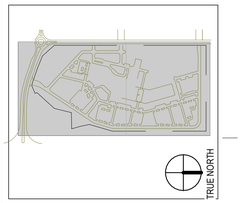

SCALE

SHEET TITLE

MOB RENDERINGS

PUD SHEET NUMBER	SG SHEET NUMBER
33 OF 39	A-06

PROJECT NUMBER

15696.01

METAL PANEL MP-1 & MP-5

BASIS OF DESIGN: MORIN MX-0 SMOOTH PANEL: SPARTAN BRONZE & CHAMPAGNE BRONZE



METAL PANEL MP-2 & MP-6

BASIS OF DESIGN: MORIN MX-1 CORRUGATED PANEL: SPARTAN BRONZE & CHAMPAGNE BRONZE



METAL PANEL MP-3 & MP-4

BASIS OF DESIGN: ALUCOBOND PLUS: DRIFTWOOD MICA & SERPENTINE METALLIC

METAL PANEL MP-8

BASIS OF DESIGN: LONGBOARD METAL SOFFIT PLANK 6" SMOOTH T&G: ROCK ELM



STONE VENEER SV-1 & SV-2

BASIS OF DESIGN: PETRARCH: 247 PEWTER SMOOTH & RIVEN

METAL PANEL MP-9

BASIS OF DESIGN: MORIN MX-6 SMOOTH PANEL: SPARTAN BRONZE

METAL PANEL MP-10

BASIS OF DESIGN: MORIN P-9 FORMED PANEL: SPARTAN BRONZE

BUILDING CONCEPT

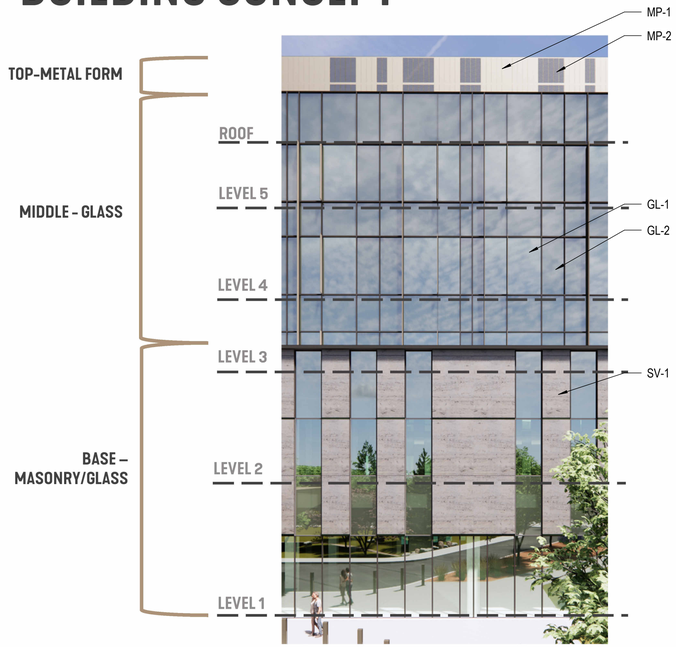

REDTAIL RIDGE PUD #6

PLANNED UNIT DEVELOPMENT AND SPECIAL REVIEW USE
LOT #1, BLOCK 2, REDTAIL RIDGE PUD #6
CITY OF LOUISVILLE, COUNTY OF BOULDER, COLORADO
CASE #

ADVENT HEALTH LOUISVILLE

100 HEALTH PARK DRIVE
LOUISVILLE, CO 80027
303.673.1000
www.adventhealth.com

SMITHGROUP

1675 LARIMER STREET
SUITE 500
DENVER, CO 80202
303.832.3272
smithgroup.com

Kimley»Horn

6200 SOUTH SYRACUSE WAY
SUITE 300
GREENWOOD VILLAGE, CO 80111
303.228.2307
kimley-horn.com

WSP

2000 SOUTH COLORADO BOULEVARD
SUITE 2-1000
DENVER, CO 80222
WWW.WSP.com

ISSUED FOR	DATE
3rd PUD SUBMITTAL	06MAY2026
2nd PUD SUBMITTAL	10FEB2026
1st PUD SUBMITTAL	17NOV2025

SEALS AND SIGNATURES

NOT FOR CONSTRUCTION

KEYPLAN

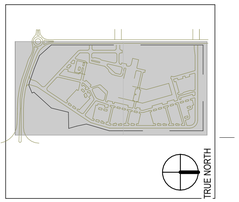

SCALE

SHEET TITLE

EXTERIOR BUILDING MATERIALS

PUD SHEET NUMBER: 34 OF 39

SG SHEET NUMBER: A-07

PROJECT NUMBER: 15696.00

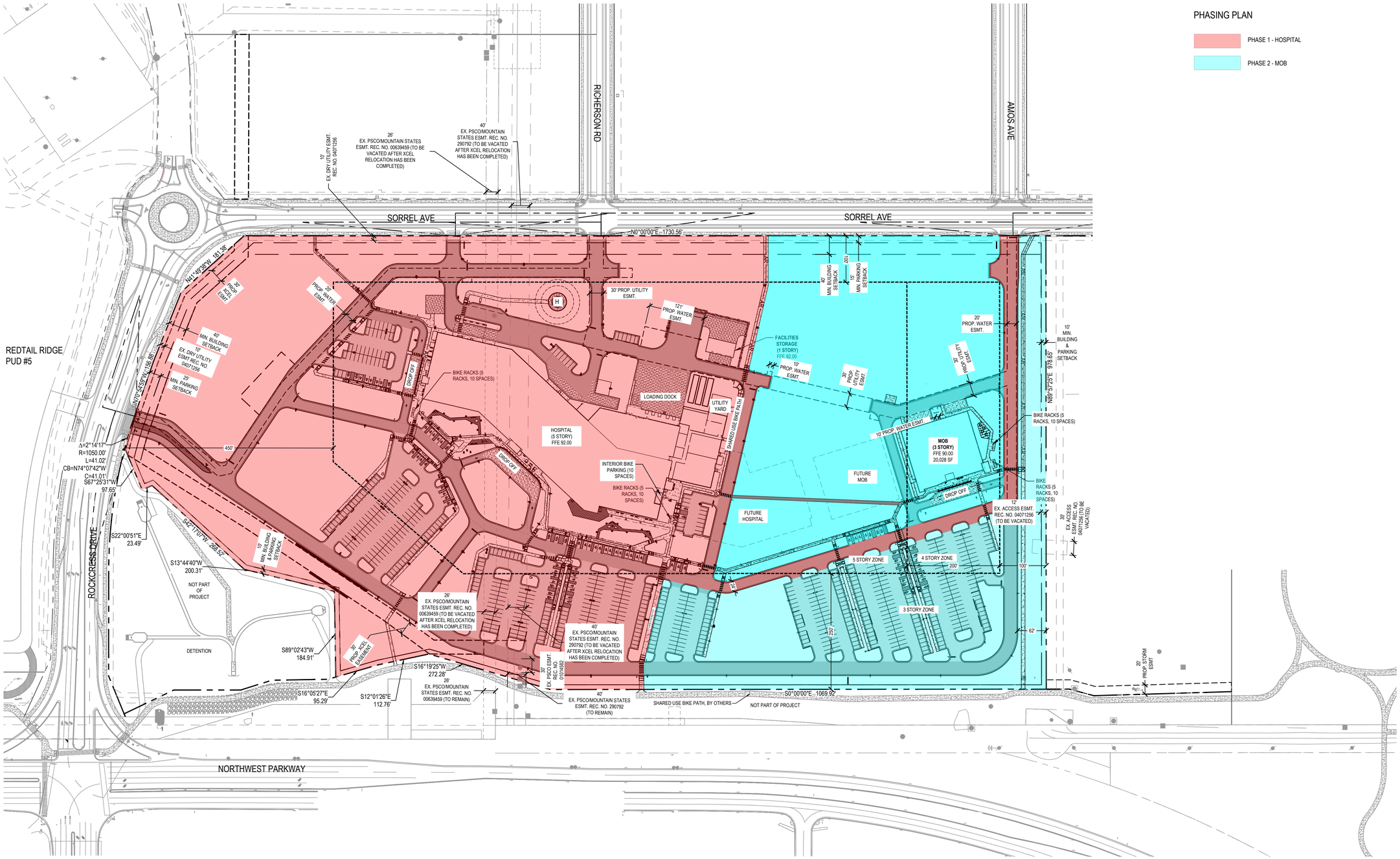

REDTAIL RIDGE PUD #6

PLANNED UNIT DEVELOPMENT AND SPECIAL REVIEW USE
LOT # 1, BLOCK 2, REDTAIL RIDGE PUD #6
CITY OF LOUISVILLE, COUNTY OF BOULDER, COLORADO
CASE #

SMITHGROUP
1675 LARIMER STREET
SUITE 500
DENVER, CO 80202
303.832.3272
smithgroup.com

Kimley»Horn
6200 SOUTH SYRACUSE WAY
SUITE 300
GREENWOOD VILLAGE, CO 80111
303.228.2300
kimley-horn.com

ISSUED FOR	DATE
3rd PUD SUBMITTAL	06MAY2026
2nd PUD SUBMITTAL	10FEB2026
1st PUD SUBMITTAL	17NOV2025

SEALS AND SIGNATURES

NOT FOR CONSTRUCTION

KEYPLAN

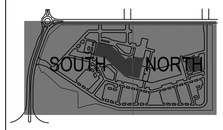

PROJECT NORTH

SCALE

GRAPHIC SCALE IN FEET
0 50 100 200

SHEET TITLE

OVERALL SITE PHASING PLAN

PUD SHEET NUMBER: 35 of 39
SG SHEET NUMBER: PH-01
PROJECT NUMBER: 196315001

811 Know what's below. Call before you dig.

Plot Date:

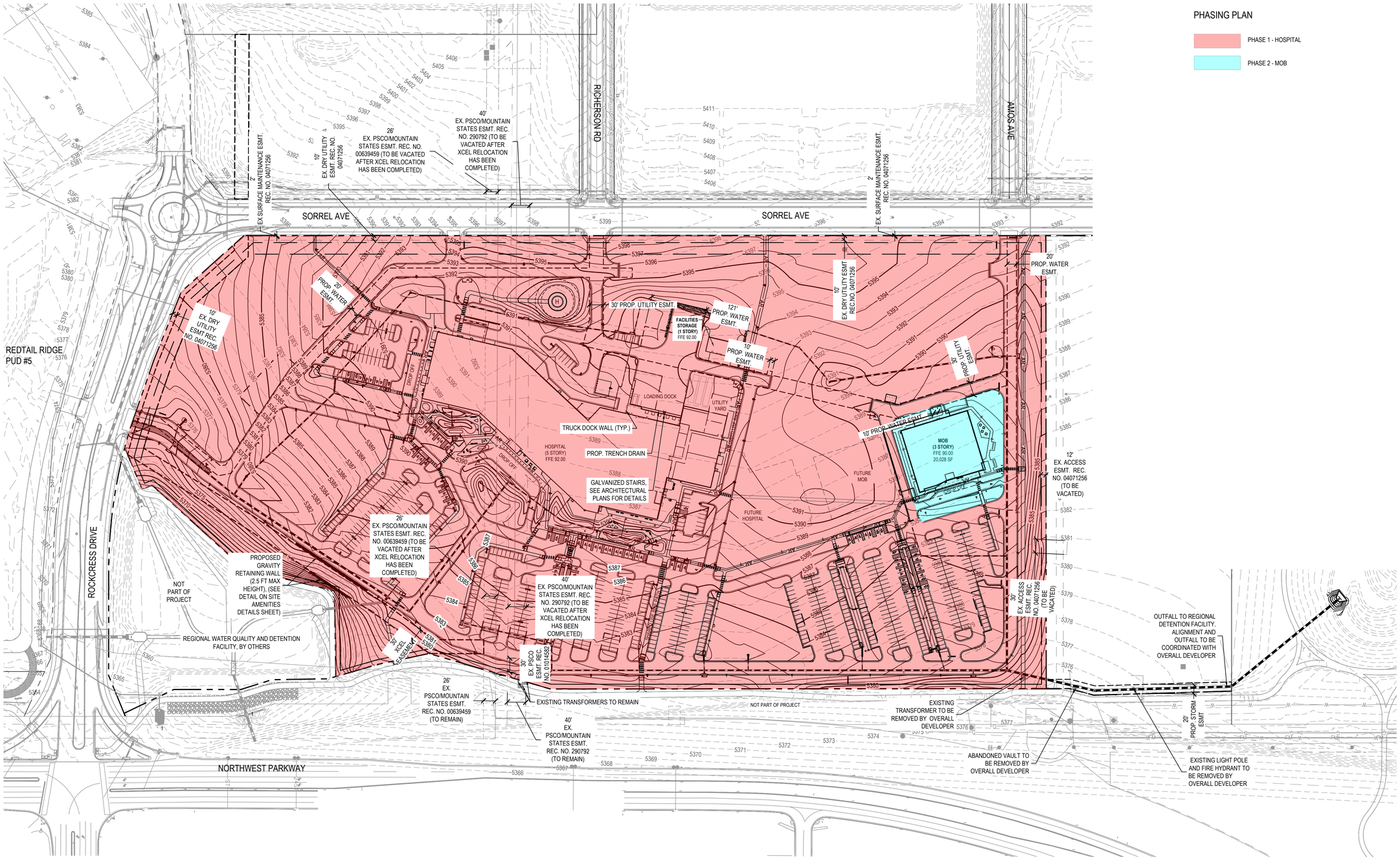

PHASING PLAN

- PHASE 1 - HOSPITAL
- PHASE 2 - MOB

REDTAIL RIDGE PUD #6

PLANNED UNIT DEVELOPMENT AND SPECIAL REVIEW USE
LOT # 1, BLOCK 2, REDTAIL RIDGE PUD #6
CITY OF LOUISVILLE, COUNTY OF BOULDER, COLORADO
CASE #

SMITHGROUP

1675 LARIMER STREET
SUITE 500
DENVER, CO 80202
303.832.3272
smithgroup.com

Kimley»Horn

6200 SOUTH SYRACUSE WAY
SUITE 300
GREENWOOD VILLAGE, CO 80111
303.228.2300
kimley-horn.com

ISSUED FOR	DATE
3rd PUD SUBMITTAL	06MAY2026
2nd PUD SUBMITTAL	10FEB2026
1st PUD SUBMITTAL	17NOV2025

SEALS AND SIGNATURES

NOT FOR CONSTRUCTION

KEYPLAN

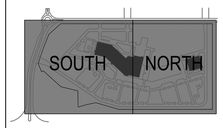

PROJECT NORTH

SCALE

GRAPHIC SCALE IN FEET
0 50 100 200

SHEET TITLE

OVERALL GRADING PHASING PLAN

PUD SHEET NUMBER	SG SHEET NUMBER
36 of 39	PH-02

PROJECT NUMBER 196315001

811 Know what's **below.** **Call** before you dig.

Plot Date:

REDTAIL RIDGE PUD #6

PLANNED UNIT DEVELOPMENT AND SPECIAL REVIEW USE
LOT # 1, BLOCK 2, REDTAIL RIDGE PUD #6
CITY OF LOUISVILLE, COUNTY OF BOULDER, COLORADO
CASE #

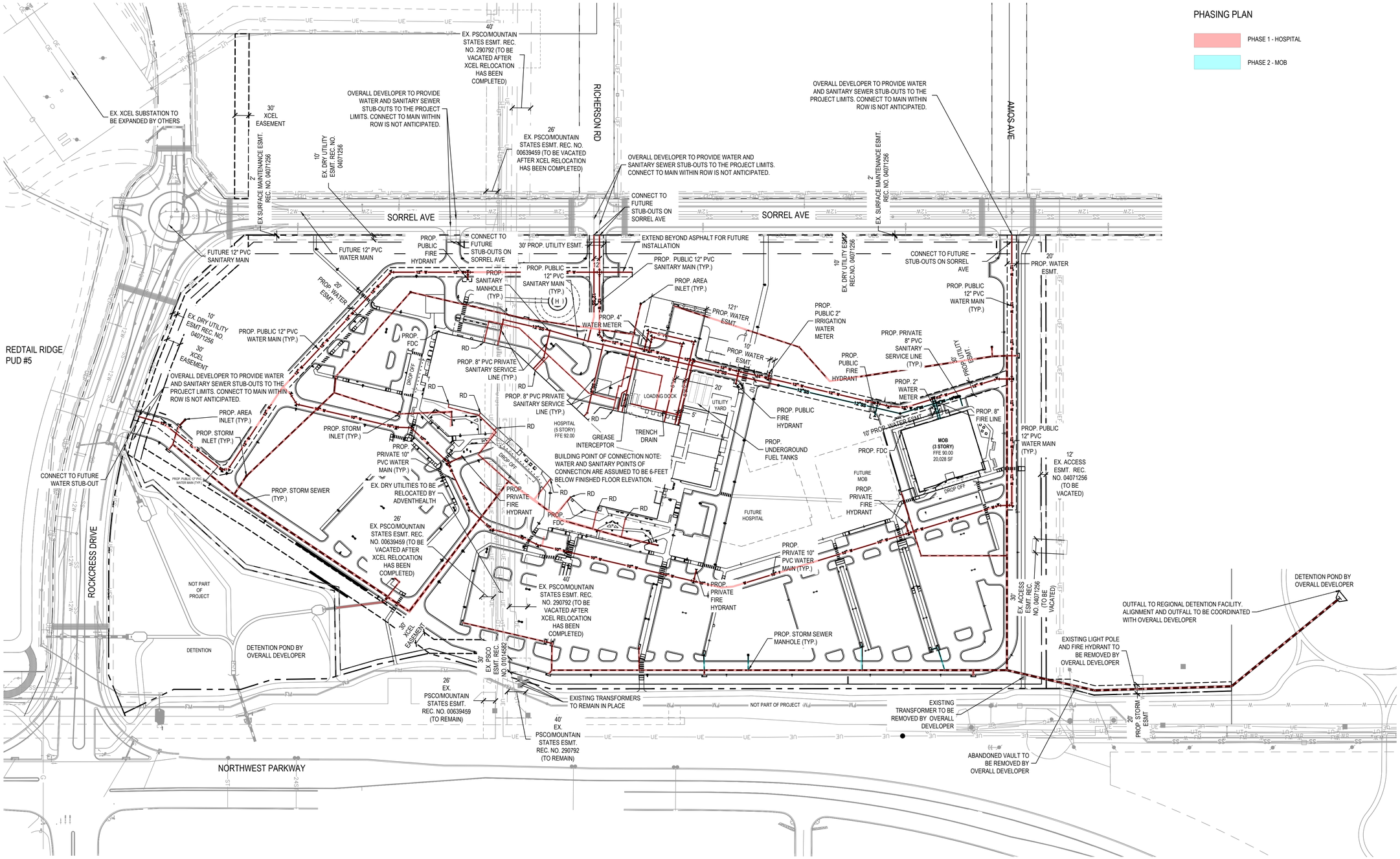

SMITHGROUP
1675 LARIMER STREET
SUITE 500
DENVER, CO 80202
303.832.3272
smithgroup.com

Kimley»Horn
6200 SOUTH SYRACUSE WAY
SUITE 300
GREENWOOD VILLAGE, CO 80111
303.228.2300
kimley-horn.com

ISSUED FOR	DATE
3rd PUD SUBMITTAL	06MAY2026
2nd PUD SUBMITTAL	10FEB2026
1st PUD SUBMITTAL	17NOV2025

SEALS AND SIGNATURES

NOT FOR CONSTRUCTION

KEYPLAN

SOUTH NORTH

PROJECT NORTH

SCALE

GRAPHIC SCALE IN FEET
0 50 100 200

SHEET TITLE

OVERALL UTILITY PHASING PLAN

PUD SHEET NUMBER: 37 of 39

SG SHEET NUMBER: PH-03

PROJECT NUMBER: 196315001

811 Know what's below. Call before you dig.

Plot Date:

Keynote Legend

1 LIGHTING ALONG ROAD IMPROVEMENTS TO BE PART OF HOSPITAL (PHASE 1).
S3A - 5 FIXTURES
S5A - 1 FIXTURE
TOTAL - 6 FIXTURES

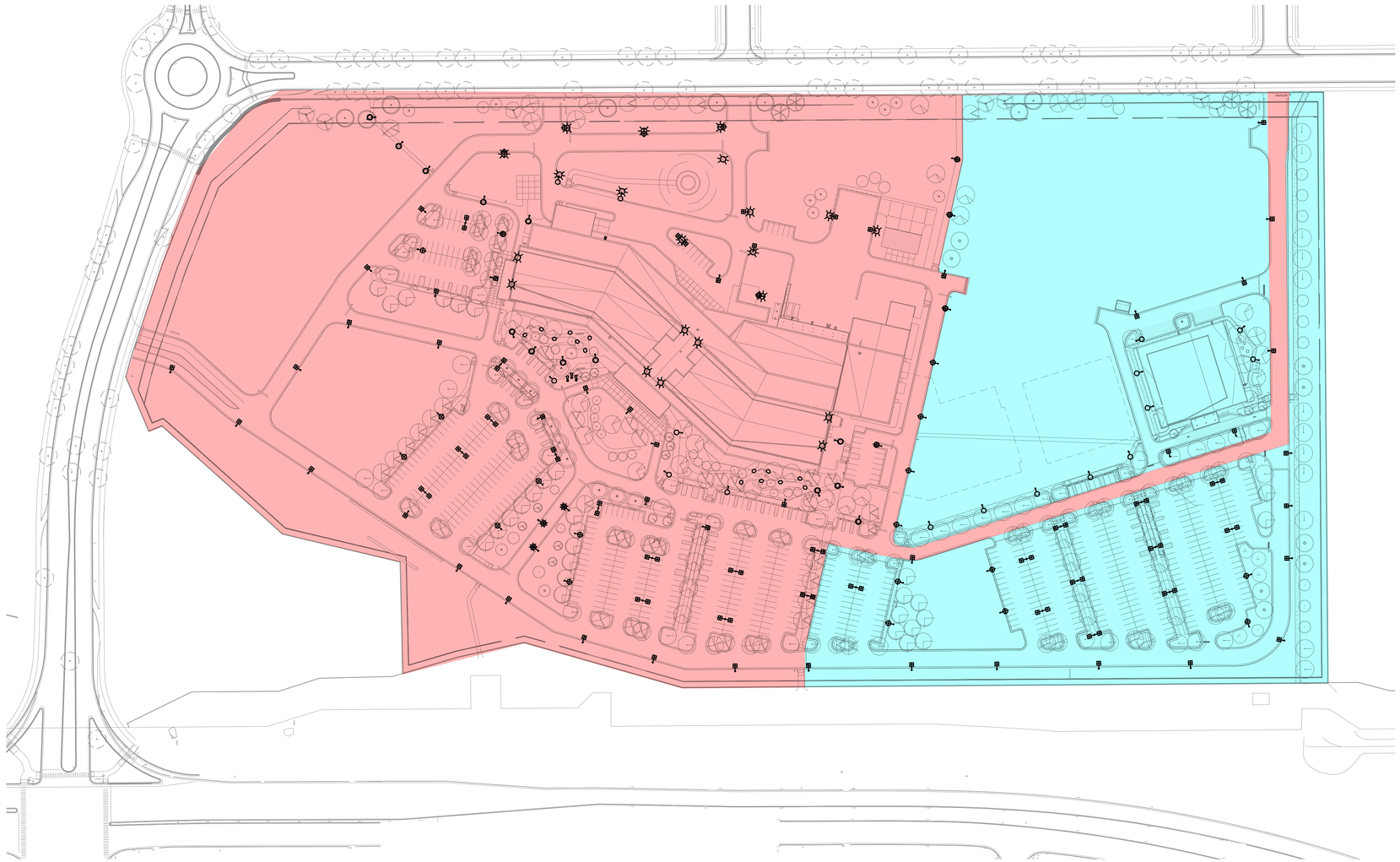

1 SITE PLAN - LIGHTING
1" = 100'-0"

PHASING PLAN

PHASE 1 - HOSPITAL

PHASE 2 - MOB

REDTAIL RIDGE PUD #6

PLANNED UNIT DEVELOPMENT AND SPECIAL REVIEW USE
LOT #1, BLOCK 2, REDTAIL RIDGE PUD #6
CITY OF LOUISVILLE, COUNTY OF BOULDER, COLORADO
CASE #

ADVENT HEALTH LOUISVILLE

100 HEALTH PARK DRIVE
LOUISVILLE, CO 80027
303.673.1000
www.adventhealth.com

SMITHGROUP

1675 LARIMER STREET
SUITE 500
DENVER, CO 80202
303.832.3272
smithgroup.com

Kimley»Horn

6200 SOUTH SYRACUSE WAY
SUITE 300
GREENWOOD VILLAGE, CO 80111
303.228.2307
kimley-horn.com

WSP

2000 SOUTH COLORADO BOULEVARD
SUITE 2-1000
DENVER, CO 80222
WWW.WSP.com

ISSUED FOR	DATE
3RD PUD SUBMITTAL	06MAY2026
2nd PUD SUBMITTAL	10FEB2026
1st PUD SUBMITTAL	17NOV2025

SEALS AND SIGNATURES

NOT FOR CONSTRUCTION

KEYPLAN

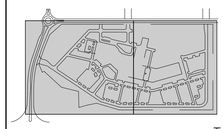

TRUE NORTH

SCALE
1" = 100'-0"

SHEET TITLE
OVERALL LIGHTING PHASING PLAN - 100

PUD SHEET NUMBER	SG SHEET NUMBER
39 OF 39	PH-05

PROJECT NUMBER
15696.00

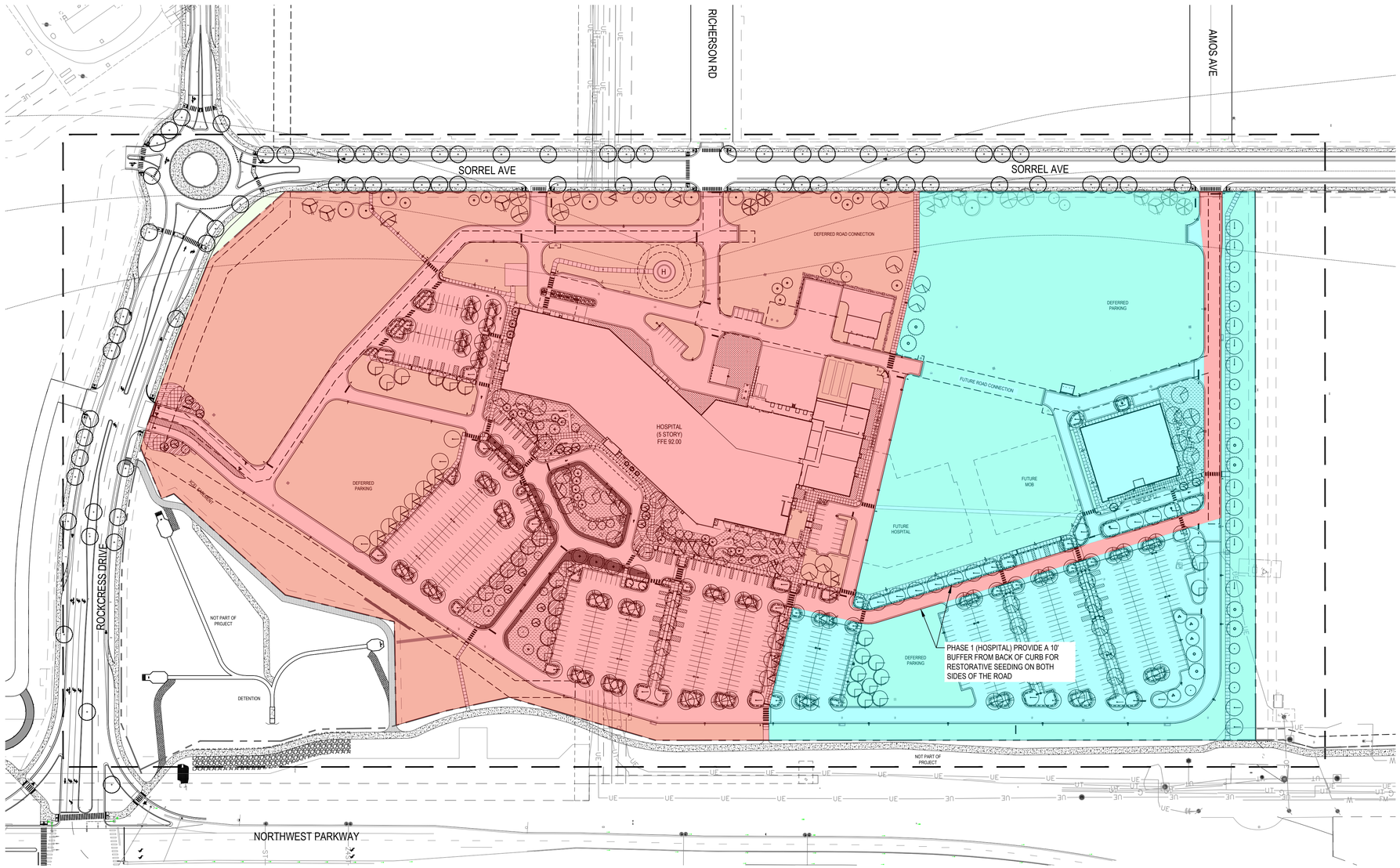

LEGEND

- PERENNIALS
- LOW SHRUBS
- ORNAMENTAL GRASS/PERENNIALS MIX
- SHORT GRASS PRAIRIE
- ENHANCED SHORT GRASS PRAIRIE
- 4' HT. DECORATIVE FENCE
- BENCH
- BIKE RACK
- LITTER/RECYCLING
- BOLLARDS
- BOULDER

PHASING PLAN

- PHASE 1 - HOSPITAL
- PHASE 2 - MOB

REDTAIL RIDGE PUD #6

PLANNED UNIT DEVELOPMENT AND SPECIAL REVIEW USE
LOT # 1, BLOCK 2, REDTAIL RIDGE PUD #6
CITY OF LOUISVILLE, COUNTY OF BOULDER, COLORADO
CASE #

SMITHGROUP
1675 LARIMER STREET
SUITE 500
DENVER, CO 80202
303.832.3272
smithgroup.com

Kimley»Horn
6200 SOUTH SYRACUSE WAY
SUITE 300
GREENWOOD VILLAGE, CO 80111
303.228.2307
kimley-horn.com

ISSUED FOR	DATE
3rd PUD SUBMITTAL	06MAY2026
2nd PUD SUBMITTAL	10FEB2026
1st PUD SUBMITTAL	17NOV2025

SEALS AND SIGNATURES

NOT FOR CONSTRUCTION

KEYPLAN

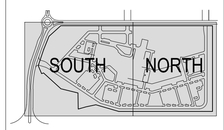

PROJECT NORTH

SCALE

0' 50' 100' 200'

SCALE: 1"=100'

SHEET TITLE

OVERALL LANDSCAPE PHASING PLAN

PUD SHEET NUMBER	SHEET ID
39 of 39	PH-04

PROJECT NUMBER 15696

Plot Date: